

[www.fip.org.in](http://www.fip.org.in)  
**VIEWFINDER**



82 YEAR OF PUBLICATION



Inside :  
**MIGRATORY BIRDS IN INDIA : WINTER VISITORS**

# FIP INDIAN PHOTOGRAPHER OF THE YEAR 2026 (Contest 1)



2 SHADOW OF GAJAN SKELETON © HAPPY MUKHERJEE



3 FACE OF FAITH AND BONES OF TRADITION © HAPPY MUKHERJEE



The Skeleton Ritual of Gajan:- During Bengal's Gajan festival, devotees paint their bodies like skeletons and take part in rituals, songs, and processions. This striking tradition symbolizes life, death, and devotion to Lord Shiva. Through art and faith, they keep an old cultural heritage alive for the next generation.



4 SKELETON BROTHERHOOD © HAPPY MUKHERJEE



5 SKELETON SOULS OF THE GAJAN © HAPPY MUKHERJEE


# FIP INDIAN PHOTOGRAPHER OF THE YEAR 2026 (Contest 1)



1 THE PRIMORDIAL REVERIE © CHANDAN SUNDER



2 THE SACRED INVITATION © CHANDAN SUNDER



3 THE THIRST OF THE DUNES © CHANDAN SUNDER



This monochrome series explores the divine feminine journey through a surrealist lens, traversing the boundary between physical form and cosmic consciousness. By blending human figures with primordial landscapes, I aim to visualize the soul's evolution—from the thirst for liberation to the ultimate dissolution of the self into eternity.



4 THE QUEST OF DISSOLVING SELF © CHANDAN SUNDER



5 THE AXIS OF ETERNITY © CHANDAN SUNDER

# FIP INDIAN PHOTOGRAPHER OF THE YEAR 2026 (Contest 1)



1 CYNOPHILE © KISHORE DAS



2 HANDYMAN © KISHORE DAS

3<sup>rd</sup>



3 MOTHER © KISHORE DAS

'Juxtaposition': This portfolio of five street-captured images explores the dynamic juxtaposition between foreground subjects and vibrant wall murals in the background. Each frame harmonizes human elements with urban artistry, revealing layered narratives of life blending seamlessly with colorful street canvas.



4 MOTION © KISHORE DAS



5 TWINNED © KISHORE DAS



# VIEWFINDER

Official Organ of The Federation of Indian Photography

**Editor in Chief : Hony. Secretary General : FIP**

**Editor : Dr. B.K. Sinha**, MFIAP, EFIAP/p, GMPSA, ARPS, Hon. EFIAP, ESFIAP, Hon. FIP, Hon. MFIP (N), Hon. YPS

e-mail : barunks@hotmail.com

federationofindianphotography@gmail.com; [www.fip.org.in](http://www.fip.org.in)

JUNE 2026

Vol. 82 No. 6

## CONTENTS

3	EDITORIAL
4	DEMYSTIFYING ISO
10	INDIAN RESULTS AT 23rd FIAP NATURE BIENNIAL - SOUTH AFRICA 2026
17	BOOK REVIEW
18	PROVISIONAL CALENDAR - FIP ELECTIONS FOR OFFICE BEARERS AND WC MEMBER - 2027-2028
21	FIP CONVENTION 2026
22	FIP DISTINCTIONS - 2026
27	FIAP DISTINCTION GUIDELINES
48	NEW RULES FOR SALON DISCOUNTS, PATRONAGE AND TENURE OF CM
49	NEW SALON RECOGNITION FEE STRUCTURE
50	FIAP NATURE DEFINITION
52	FIAP PATRONAGE SERVICE
55	ALL SALON ORGANIZERS AND WEBMASTERS TO NOTE, NOTICE
56	THE 10 COMMANDMENTS
57	SALON RECOGNITION 2026 - FORM NO. 3 (VERSION IX)
64	FIP DEFINITION OF DIVISIONS AND SECTIONS
68	SALON SCORING SYSTEM TO BE FOLLOWED BY ALL FIP SALONS
71	GUIDELINES
72	JURY PRIVILEGE, GUIDELINES FOR NEW SALON ENTRANTS
73	ATTENTION, PRIVILEGE AND RIGHT
74	TO ALL THE WEBMASTERS
75	DISCIPLINE IN FIP
76	THE CURRENT RED LIST
80	SALONS

### Cover Picture :

**FIP INDIAN PHOTOGRAPHER OF THE YEAR 2026 (CONTEST 1) - 1st  
1 LIVING SKELETON OF GAJAN © HAPPY MUKHERJEE**

Views expressed in this journal are strictly the author's view and FIP may not have the same views.

All images are protected by the © copyright act.

For any 'Copyright Infringement' the Author concerned shall be solely responsible for the Copyright violation. They must obtain prior written permission to use the article/image from the Original Author before sending it to the Editor in Chief for publication in the Viewfinder and also forward a copy of the Consent to the Editor in Chief.



# FEDERATION OF INDIAN PHOTOGRAPHY

9A, Arya Kumar Road, Rajendra Nagar, Patna-800 016, Bihar, INDIA

Tel. : +91-98350-21092

## **PRESIDENT :**

**C.R. SATHYANARAYANA**, EFIAP/s, ARPS, Hon. FIP, Hon. MFIP (N)  
199/95, 7th Main, 4th Block, Jayanagar  
Opposite Brindavan Park, Bangalore-560 011  
Mobile : 09845013007, E-mail : photosathya56@gmail.com

## **EX-OFFICIO - IMMEDIATE PAST PRESIDENT :**

### **ADIT AGARWALA**

EFIAP/d1, FRPS, FAPU, EFIP, Hon. FIP, Hon. YPS, GPA.PESGSPC  
F - 604, Nirala Eden Park, Ahinsa Khand - 2  
Indirapuram, Gaziabad, (U.P.), Pin-201 014  
Mobile : 9899922510, Email: aditagarwala@gmail.com

## **HONY. SECRETARY-GENERAL :**

### **DR. B. K. SINHA**

MFIAP, EFIAP/p, GMPSA, ARPS, Hon. EFIAP, ESFIAP, Hon. FIP, Hon. MFIP (N)  
9A, Arya Kumar Road, Rajendra Nagar, Patna-800 016  
Mobile : 9835021092, E-mail : barunks@hotmail.com

## **VICE PRESIDENT :**

### **SHARMALI DAS**

EFIAP/d3, PFIAP, APSA, GMPSA, BPSA, GPU CR.4, MFIP, MFIP(N), EsFIP  
58/24, PALLISREE, KOLKATA 700092  
Mobile : 7980485907, Email : sharmali.das@gmail.com

## **HONY. TREASURER :**

### **SUMAN SAHA,**

EFIAP/d3, ESFIP, EFIP/p, FFIP, FAPU, A.APS, ALMG, Hon. PLAAPA, Hon. FPMP  
B.K. Saha House, 61, Becharam Chatterjee Road,  
P.O.-Behala, Kolkata-700 034  
Mobile : 9831144551, 9874244551  
E-mail : treasurer.fip@gmail.com

## **WEBMASTER :**

### **MR. MRINAL BANDYOPADHYAYA**

EFIAP, ESFIAP, FAPU, ESFIP, FFIP, GPA PESGSPC  
Mobile : 9433529577, 9831079753  
E-mail : mbtcnet@gmail.com

## **WORKING COMMITTEE MEMBERS :**

**SONA BENIWAL**, EFIAP, ESFIP, FBPS, FAPU, FFIP, Hon. MTPAS  
H. No. 53, Sector 20, HUDA, Sirsa-125 055  
Mobile : 9810897668, E-mail : sonabenival.fip@gmail.com

### **BASUDEB CHAKRABORTY**

EFIAP/p, MFIP (Nature), GMPSA, GPU CR 3, GPU VIP 1, Gold APU  
Ukilpara, Lichutala, Barabasa,  
P.O.-Raiganj, Uttar Dinajpur, W.B., Pin-733 134  
Mobile : 7003938220, E-mail: basudebch@gmail.com

### **SANTOSH JANA**, EFIAP, ESFIP, Hon. MFIP (Nature)

VIDEO VISION, P.O. : Heria, Dist. : East Midnapore  
West Bengal, PIN-721430  
Mobile : 9733707550, E-mail : santoshnature99@gmail.com

### **SUSHANTA BURMAN**, PPSA, EFIAP/Gold, EFIP/GOLD (N)

61/B, Park Street, 4F, Neelam Apartment,  
Kolkata, West Bengal, Pin-700 016  
Mobile : 98300 44323, Email : sushantaburman@gmail.com

## **LM REPRESENTATIVE TO WC :**

### **MS. HUSNA KHOT,**

EFIAP, EPSA, EFIP-GOLD, A.CPE, A.APS, FAPU, Hon.FTPAS, Hon. FPMP, Hon.FICS, Hon.PIPC  
Flat No. 403, Maryam Height, Valpeer Road,  
Opp. Memon Cloth Store, Kalyan (W), Mumbai, PIN-421301  
Mobile : 7900154145, E-mail : husnna@gmail.com

## **DISTINCTION COMMITTEE :**

**DIGWAS BELLEMANE**, EFIAP/p, EsFIAP, EFIP, EsFIP, EPSA, Hon MoL  
Fine Art Photographer, Bengaluru, INDIA  
Mobile : 94491 52121, E-mail : digwashegde@gmail.com

### **DURBA MAZUMDAR**, EFIAP/d1, EFIP, SSS/WATER

Cooch Behar, West Bengal, India  
Mobile: 74310 90788; Email: durbamazumdarfip@gmail.com

## **SALON OVERALL CONTROL :**

### **DR. B.K. SINHA**

E-mail : barunks@hotmail.com

## **FIP PHOTOGRAPHER OF THE YEAR**

### **'CONTEST CAPTAIN'**

#### **SONA BENIWAL,**

EFIAP, ESFIP, FBPS, FAPU, FFIP, Hon. MTPAS  
Mobile : 9810897668, E-mail : sonabenival.fip@gmail.com

## **FIP DIGITAL NATURE QUARTERLY CONTEST :**

### **'CONTEST SKIPPER'**

#### **VENKATESH BS**

EFIAP/G, ESFIP, GFIP/Pt, GMPSA/G, GPU CR5, c\*\*\*MoL, Hon. FAPG  
Mobile : 9900213198  
E-mail : venkat.srinivasa@gmail.com

## **FIP TOP EXHIBITORS & SDAS :**

### **DIGWAS BELLEMANE,**

EFIAP/p, EsFIAP, EFIP, EsFIP, EPSA, Hon MoL  
Fine Art Photographer, Bengaluru, INDIA  
Mobile : 94491 52121, E-mail : digwashegde@gmail.com

## **FIP INTER-CLUB CONTEST CO-ORDINATOR :**

### **MS. HUSNA KHOT,**

EFIAP, EPSA, EFIP-GOLD, A.CPE, A.APS, FAPU, Hon.FTPAS, Hon. FPMP, Hon.FICS, Hon.PIPC  
Mobile : 7900154145, E-mail : husnna@gmail.com

## **SALON SAATHI**

**DIGWAS BELLEMANE**, EFIAP/p, EsFIAP, EFIP, EsFIP, EPSA, Hon MoL  
Mobile : 9449152121; E-mail : fip.salonsaathi@gmail.com

### **KRISHNA BHAT**, EFIAP/p, EFIP, EPSA, cMoL

Mobile : 9945336316  
E-mail : fipsalonsaathi.3@gmail.com

## **FIP PUBLIC RELATIONS :**

### **ARNAB CHAKRABORTY**, EFIAP, FFIP, APSA, FAPU, FISF

Mobile : 9734084734  
E-mail : arnabchakraborty\_89@yahoo.com

## **WORKSHOP CO-ORDINATOR**

### **SANTOSH JANA**, EFIAP, ESFIP, Hon. MFIP (Nature)

Mobile : 9733707550  
E-mail : santoshnature99@gmail.com

**HELPLINE : Mr. RAJIV, ESFIP- 9431063606 (11.00 A.M. to 5.00 P.M.) • krajeevskm@gmail.com**

Is the Film Camera Photography making a comeback

Yes — Why film is returning

## 1. The look

Many photographers appreciate film's unique rendering of color, grain, highlights, and contrast. Different films such as Kodak Portra 400, Kodak Tri-X 400, and Fujifilm Velvia 50 each have distinct visual characteristics that are difficult to replicate exactly with digital processing.

## 1. A slower, more deliberate process

With only 24 or 36 exposures on a roll, photographers tend to compose more carefully and think before pressing the shutter.

## 1. Younger photographers are discovering it

Many photographers who grew up with digital cameras are exploring film as a creative alternative. Film photography communities on social media, workshops, and YouTube channels have helped drive interest.

## 1. Tangible negatives and archival value

Film creates a physical original—the negative or transparency—which many photographers value as a lasting archive.

What's happening in the market

\* Major film manufacturers such as Kodak, Fujifilm, and Ilford Photo continue to produce film, although supply can be inconsistent.

\* Prices for popular film stocks and classic cameras have risen considerably.

\* Used cameras from brands such as Leica, Nikon, Canon, and Pentax are often selling for much more than they did a decade ago.

\* New film cameras are even being introduced, something that was rare in the early 2000s.

For travel and photography tours

For destinations like Ethiopia or Indonesia's Komodo region, film can be especially rewarding:

\* 35mm film for street life, culture, and documentary work.

\* Medium format film for landscapes, portraits, and fine-art travel photography.

\* Black-and-white film for tribal portraiture and high-contrast environments.

Is film replacing digital?

No. Digital remains dominant because it's faster, cheaper per image, and more practical for professional workflows. The comeback is better described as a creative renaissance rather than a return to film as the primary medium.

For many photographers today, the ideal setup is digital for most work and film for personal projects, fine-art photography, and travel experiences where the process itself is part of the enjoyment.

# DEMYSTIFYING ISO

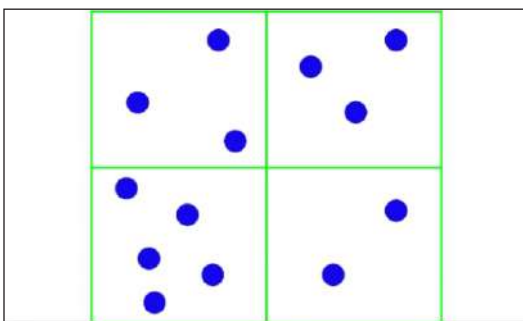
All text, diagrams, and images © Ashok Kandimalla

High ISO values mean high levels of noise. Right? And who does not know that? Dig deeper and we will realize that the relationship between ISO value and noise is far more nuanced than it appears—and, in fact, they are not connected at all. What is far more critical, however, is the strong correlation between ISO value and a camera's dynamic range (DR). This article delves into these often misunderstood relationships and offers practical guidance and tips on achieving better exposures while maximizing the DR.

ISO is not a measure of sensitivity in itself. Neither does it relate exclusively to photography. It means **International Organization for Standardization**. Its mandate is to set or define standards in many fields. For digital still photography, the standard that defines sensitivity is called the ISO 12232:2006. This is the one we are referring to when we simply and perhaps erroneously say ISO! However, there is a small twist that you need to be aware of. The just mentioned standard, defines the sensitivity (called the exposure index) of the sensor, not the camera. Are they not the same? Once the sensor is made, its sensitivity can never be changed. However, the signal that comes from the sensor can be amplified and that is why we can set different ISO values in our camera. This is analogous to turning up your TV's volume. This is not the same as changing the sensitivity of the sensor which remains the same, always.

Now let us discuss about noise. In simple terms it is something that alters and thus corrupts what you want. If you are talking to your friend at a busy street corner and then any sound other than from your conversation will disturb you and as you have guessed, this can be called noise. As photographers, we want artifacts (things that are not originally in the scene) to be absent in our captured image as these degrade the overall quality. Noise in images does just that—it adds something that was not there originally. There are two sources of noise in cameras. One is called the **'Shot'** noise and the other is the **'Electronic'** noise. Let us look at them in more detail.

Let us start with the Shot noise (also called 'Photon Shot noise'). Strange as it may sound, light does not always exhibit continuous wave like properties. Due to a property called 'wave-particle duality', it at times behaves like extremely small particles called 'photons'. Photons, even from a very even light source do not arrive at regular intervals. Rather, they arrive randomly. This is the very nature of light and there is nothing we can do to change this.

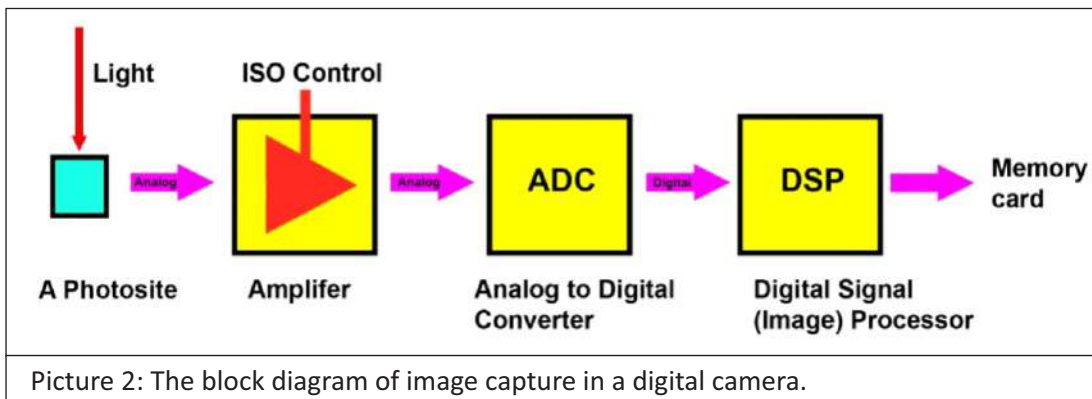


Picture 1: When exposed to low light levels, the number of photons in each square as a percentage will vary a lot!


So, if we now look at the light falling on the sensor, even though it may be from a continuous and steady source, the number of photons being captured by each photo site (light capturing cell) will not be the same though to our eyes the light will be uniform. This is due to the random nature of photons. The result is that there is a **variation** in the number of photons captured by each photo site while ideally, they should all record the same number of photons. This variation in turn causes the signal from each site to be slightly different and manifests as noise. This effect is predominant in low light as the number of

photons being captured is very low and hence the variations between each photo site in the sensor will be high when expressed as a percentage (Picture 1). The variation will still be there as the light increases but as a percentage, it will be less as the number of photons is very large. To sum up, be aware that it is the very nature of light that is causing shot noise and it is not due to your camera and its electronics. Shot noise is a significant source of noise in our images. In fact, at low light levels, this contributes more noise than any other factor.

The other source of noise is Electronic (or Read) Noise. Every electronic circuit generates noise by itself even without any signal being present. Before we go a little further into this, we should know how an image is captured in a digital camera (Picture 2). Please note that this is a highly simplified representation.



As the light falls on the sensor, each photo site generates a signal proportional to the intensity of the light. This signal which is analog in nature, is read out and then amplified (or made bigger in layman's terms) with the help of amplifiers. These amplifiers are the ones that are under the control of your camera's ISO value setting. The higher the ISO value the bigger will be the amplification (boost) in the signal. As mentioned, this is just like turning up the volume of your TV. These amplified signals are fed to the analog-to-digital converter (ADC) that converts these analog signals into digital data, that is a stream of ones and zeroes. Once this is done, the digital data is processed, and then written onto the memory card for retrieval by the user. Being an electronic subsystem, the ADC itself will add some noise. However, once in digital form, the data is immune to any further noise interference. However, there are electronic subsystems before the conversion to the digital form and each is a contributor. This electronic noise is apart from the shot noise which is inherent due to the random nature of light. Luckily, most modern cameras produce very little read noise, which can be ignored.



If that is what ISO control in your camera does, what effect will it have on your images? Enter the (erroneous) concept of the exposure triangle (Picture 3) that all of us hear, taught and even teach about. But why is it erroneous?

Exposure triangle says that exposure consists of three components – the aperture, shutter speed, and the ISO value. This implies or many have to come to believe that all the three sides have an equal effect on the exposure. Look closely and we can see that it is not the case.

Aperture and shutter speed directly control or regulate the amount of light falling on the sensor. For example, narrow apertures mean less light is passing through and a slower shutter speed does the opposite.


How about the ISO value? It is just an electronic function and has nothing to do with the light. It does **not** control light the way shutter speed and aperture do. It only controls the **brightness** of the image through amplification (Picture 3). In other words, the 'true exposure' is decided only by the aperture and shutter speed! This may sound heretical, but it is technically correct as you will see through some examples.

If that is the case, what effect does ISO value have on noise? **Nothing!** It is our common belief that as we increase the ISO values in the camera, noise increases. Strange as it may sound, this is not true. It might appear contradictory to what you have seen innumerable times when you compared images at lower and higher ISO values. Can it be proved?

Yes, and rather easily too. Only one assumption needs to be made and that is the electronic noise is negligible. This is reasonable since, most modern cameras do behave this way as they are ISO invariant. Thus, if we keep the aperture & shutter speed (the 'true exposure') and the ambient light the same and then take different images with three different ISO values, as per the theory all should have the same noise level.

Let us start by defining the test conditions. First, we will keep the aperture, shutter speed, and light constant. Next, we set an ISO value for the existing light to get a proper exposure. Let us say our meter readings are now f/8, shutter speed 1/500 sec., and ISO 3200. We capture an image with these settings (Picture 4).


Now, the important point. We are going to keep the true exposure (the amount of light hitting on the sensor) the same. That is the aperture and shutter speed are kept unaltered. The level of light is also kept unchanged. If we now take two more images by changing the ISO value to 800 (picture 5) and 12,800 (Picture 6), then what do we get? The first will be two stops darker and the next two stops brighter. However, remember that true exposure is the **same** as the change in ISO values results in only darkening or brightening the image. Note that we have also converted them into monochrome images to make noise comparisons easy.



We will take these three images, and import them into Lightroom Classic (LrC). For comparison of the noise levels, we can equalize the brightness of these, by using the image taken at ISO 3200 as the reference. This is straightforward: in the Library module, select the reference image first and then the other two, and from the main menu -

**Photo > Develop Settings > Match Total Exposures**

This will adjust the brightness levels of the three images to be equivalent. (Picture 7).



Picture 7: Screen capture of LrC showing the three images after equalizing the brightness.

If now take 100% crop of each of the images and compare, what do we find (Picture 8)?

**The noise levels of all three images are the same!!!**



Picture 8: Screenshot showing (at 100%) the three images taken at three different ISO values.

Let us investigate further. Readers may recall the DR is the ability of a camera to record the brightness range (that is, contrast – darkest shadows to brightest highlights) in a scene. This is usually specified as number of stops. While increasing ISO value does not increase noise, it creates a very serious problem that is not often discussed, and that is its detrimental effect on the DR. Increasing ISO value causes a drastic reduction in the DR. As an example, tests have shown that a typical modern full-frame camera with a 10 stop DR at ISO 100 will have that plummet to just 3 stops at ISO 25,600.

Let us put what we have learnt so far to practical use by studying two examples.

**Example 1:** Consider a situation when the light is low, and you have set your camera as follows:

Aperture f/2.8, shutter speed of 1/30 sec, and ISO 800.

Assume that you are getting an image darker (underexposed) by two stops. Most photographers would be inclined to increase the ISO value to ISO 3200. In this case, you are increasing the brightness of the image, but **not** changing the true exposure. As explained shot noise will be high due to the low light, and if we increase the ISO value which is essentially an electronic amplifying function, whatever noise is present already, is simply amplified. Thus, we may feel that higher ISO values cause more noise, but the real culprit is something else. ***If you want an image with lesser noise, essentially shot noise, give more exposure (meaning more light to the sensor).*** In this example, you could use f/2.0 and 1/15 (as example) while keeping the ISO at 800. That is straight forward.

Now, please read this carefully - you can also capture the image as it is at - aperture f/2.8 and a shutter speed of 1/30 sec at ISO 800. This will result in a two-stop underexposed image but you can increase it to give the same brightness in post-processing. This will result in the same noise level of an in-camera setting of ISO 3200.

**Example 2:** Let us assume that you are in a situation where the light level is low and you need a fast shutter speed as well. This is a common problem for wildlife (including birds) and action photographers. Let us say you want to use 1/2000 sec shutter speed at f/8. You are at ISO 1600 and your meter says that you are two stops under. It would be best to shoot get at a dark (underexposed) picture rather than use ISO 6400 to get a brighter picture. You can use the darker image shot at ISO 1600 and increase it by two stops in post-processing, and you will get the same amount noise as you would get with the camera set to ISO 6400.

In both these cases, we have opted not to increase the ISO value up, but instead underexpose the image. The brightness of the image can be boosted in post-processing using the Exposure slider or other tools (in LrC or ACR). In modern cameras, the resulting noise will be at the same level as you would get with an in-camera ISO value increase. What is the benefit we are getting with this method? While there will be no improvement in the noise levels but we will get a lot more DR. That is, the main advantage.

One more point is that don't be afraid of noise. Modern AI based noise reduction (NR) technology has advanced tremendously. The very sophisticated Denoise software in Lightroom Classic or Adobe ACR in Photoshop yields outstanding results and is included at no extra cost for licensed users. Other tools are also available, but most are paid.

Let us also examine ETTR or expose to the right technique. This is a mantra that is promoted to increase DR, and to decrease noise in the shadow areas. So, considering what we have discussed, is ETTR a good thing to do? The answer is yes and no. If you are achieving ETTR by slowing the shutter speed or by opening the aperture then it is a good thing to do since you are allowing more light to the sensor and hence reducing the noise. However, if you are trying to achieve ETTR by bumping up the ISO value, then you are not achieving anything. In fact, you are decreasing the DR.

**Conclusions:** The important takeaways are:

- If you keep the 'real exposure' and light the same, ISO value has no effect on noise at all!
- Increasing ISO value only increases the image brightness, but it will reduce DR drastically.
- You are better off underexposing and then increase the brightness in post-processing. This will make no change to the noise levels but will preserve DR.
- Do not hesitate to use the modern AI based NR software.

If you remain unconvinced, the best way is to test it yourself. Try out the small test that I have outlined and check the results.

## Indian Results at 23rd FIAP Nature Biennial – South Africa 2026

FIAP Biennials are competitions between countries with Operational Members that are members of FIAP. They are one of the most important events offered by FIAP, and are held once every two years in a different member country. FIAP looks for coherent collections, as well as the viewpoint of inspiration and conception, & execution and presentation. The judgement of the collections is made in two steps:

- 1) judging of each work of the collection
- 2) judging of the coherence of the collection

India was represented by the **Federation of Indian Photography (FIP)** at the 23<sup>rd</sup> FIAP Nature Biennial – South Africa 2026. We participated in both the Print & Digital Categories. Our themes for this biennial were:

- For Digital Collection - Wild Mammals in Action
- For Print Collection - Birds in Action

The photo collections were sent by 22 Countries, having a total of 579 photographs. The judging was completed on 10<sup>th</sup> Feb 2026 in South Africa by an eminent international jury panel.

In the **Digital category**, we received total points of 279 for 20 images, placing us 6<sup>th</sup> in overall position, and won a FIAP HM group award. We also received an individual award: Proud of our achievement that the entry “Parenting in the Wild” by Karthick Sridharan won FIAP Silver medal.

In the **Print category**, we received total points of 138 for 10 images, placing us in 13<sup>th</sup> position overall, and also received an individual award. The entry “Love Exchange” by Prabaha Chaudhury was awarded PSSA HM.

### Accepted Images and FIAP Distinction Eligibility:

Images that score 8 or more points from the jury in FIAP Biennials are considered accepted images and may be used toward FIAP distinction applications in accordance with FIAP regulations. The FIAP Recognition Number for the 23rd FIAP Nature Biennial – South Africa 2026 is 2026/999.

#### • Dr Barun Sinha

MFIAP, EFIAP/p, GMPSA, ARPS, Hon. EFIAP, ESFIAP, Hon. FIP, Hon. MFIP (N), Hon. YPS  
Hony. Secretary-General, FIP

#### • Venkatesh BS

EFIAP/g, GFIP/Pt, GMPSA/g, c\*\*\*MoL, ESFIP  
FIP Co-ordinator for FIAP Nature Biennial 2026

### Digital Nature Section - List of Accepted Images (Scored 8 and above)

Author Name	Title of Work
Basudev Maity	King of Masai 3158
Balaji Krishnan	The hunt is over
Barath Karthi R K	Cheetah Cubs Training
Barun Sinha	Trophy Hunter
Joydeep Deb	Pride of barricade 03
Karthick Sridharan	Parenting in the Wild
Phanibhushan Ramasastry	Caught by the Neck
Prasanth Kumar Nammalwar	Fangs and Fate
Raghavendra Joshi	Tiger Kill
Sanjay Danait	Mission Accomplished
Satyajit Das	My Portion
Soumen Chanda	Art of hunting
Soumen Chanda	Lions attack on zebra 1
Subrata Bysack	Kill with legs up
Subrata Bysack	Take away meal
Sudip Roy	Big Kill
Thippeswamy Siddanna	Leopard with kill
Tripti Roy	Hunting 7
Udaya Thejaswi Urs	Leopard with spotted deer kill
Venkatesh BS	Team work to shred prey 7064

### Print Nature Section - List of Accepted Images (Scored 8 and above)

Author Name	Title of Work
Abhijit Dey	Kingfisher with catch
Anitha Mysore	Predator in peril
Barun Sinha	Feeding time
Basudeb Chakraborty	Darter hunting 9538
Debabrata Sarkar	Ibis flying with snake
Mrinal Sen	Vivid Hunter
Prabaha Chaudhury	Love Exchange
Sanjay Danait	Pouch with Prized Possession
Thippeswamy Siddanna	Rivertern feeding the chick
Venkatesh BS	One bird ready to fly 1824

Digital Nature Section - Wild Mammals in Action: Awarded and Accepted Images



Parenting in the Wild © Karthick Sridharan

FIAP Silver Medal, Digital Nature Section



King of Masai 3158 © Basudev Maity



Cheetah Cubs Training © Barath Karthi R K

The hunt is over © Balaji Krishnan



Trophy Hunter © Barun Sinha



Pride Of Barricade 03 © Joydeep Deb



Caught by the Neck © Phanibhushan Ramasastry



Fangs and Fate © Prasanth Kumar Nammalwar



Tiger Kill © Raghavendra Joshi



Mission Accomplished © Sanjay Danait



My Portion © Satyajit Das



Art of hunting © Soumen Chanda



Lions Attack on Zebra 1 © Soumen Chanda



Kill With Legs Up © Subrata Bysack



Take Away Meal © Subrata Bysack



Big Kill © Sudip Roy



Leopard with Kill © Thippeswamy Siddanna



Hunting 7 © Tripti Roy



Leopard with Spotted Deer Kill © Udaya Thejaswi Urs



Team Work to Shred Prey 7064 © Venkatesh BS

**Print Nature Section - Birds in Action: Awarded and Accepted Images**



Love Exchange 4145 © Prabaha Chaudhury

PSSA HM, Print Nature Section



Kingfisher With Catch © Abhijit Dey



Feeding Time © Barun Sinha



Predator in Peril © Anitha Mysore



Darter Hunting 9538 © Basudeb Chakraborty



Ibis Flying with Snake © Debabrata Sarkar



Vivid Hunter © Mrinal Sen



Pouch with Prized Possession © Sanjay Danait



Rivertern Feeding The Chick © Thippeswamy Siddanna



One bird ready to fly 1824 © Venkatesh BS



# BOOK REVIEW



# PROVISIONAL CALENDAR

## FIP ELECTION FOR OFFICE BEARERS AND WC MEMBERS – 2027-2028

Notice is hereby given for the FIP ELECTION for the posts of office bearers and working committee members due this year. As per the constitution only valid Corporate Members are eligible to propose, second and vote. Life Members (LM) and Individual Members (IM) are eligible to contest the FIP Election 2026 (covering the period 2027-2028). Membership of the contesting IM must remain valid till 31st December 2028. Election will be held under secret ballot. All the valid voters (Corporate Member) will receive their ballots by speed post. The returning officer will be Mr. Adit Agarwala, EFIAP/p, FRPS, EFIP, FAPU, GPA.PESGSPC, Hon. FIP, Hon. YPS. All nomination forms and ballots must be sent to him only. Nomination is also called for Life Members' representation in the Working Committee duly proposed and seconded by another Life Member, all in good standing for one post of Working Committee member to reach the election officer by 30.06.2026. Result will be published in January 2027 issue of Viewfinder.

The election will be held for the following posts :

President : one post      Treasurer : one post  
Vice President : one post      Working Committee Members : 4+1 posts  
Hon. Secretary General : one post

### FIP ELECTION CALENDAR 2026

Nomination to reach Election Officer by 30th June, 2026  
Withdrawal to reach by 31st July, 2026  
Ballots to be posted by FIP Office 31st August, 2026  
**Last date** for Ballots to be received by Election Officer 31st October, 2026

**Counting of ballots - during the FIP Convention 2026. Date and place TBA.**

Biodata of each candidate will be published in the August 2026 issue of VF, along with valid voters list.

Only a valid corporate member club of FIP can propose or second a person for the election. One post of WC representative of LMs has to be proposed and seconded by LM only. The candidate must also be a valid LM of FIP in good standing.

The proposing and seconding clubs must be a valid members of FIP during the entire process of the election, If their membership is expiring between now and December 2028 they must make online payment and inform the Election Officer.

**Adit Agarwala**  
Election Officer, FIP

**NOMINATION FORM FIP ELECTION 2027-2028**

We .....  
(CM#.....) expiring on ..... hereby propose the name of  
Mr/Ms/Mrs..... (LM/\*IM#.....)  
for the post of President/ Vice President/ Hony Secretary General/Treasurer/4 Posts of  
Working committee member) for the years 2027-2028 being seconded by .....  
..... (CM#.....), Expiring on.....

Name and Signature of the President or  
Secretary of the proposing Club/LM

Name and Signature of the President or  
Secretary of the seconding Club/LM

Date.....

Date.....

**DECLARATION**

I, Mr/Ms ..... FIP Membership No. ....  
candidate for the post of ..... hereby solemnly declare that I have never  
been involved in any overt or covert activity which may have been detrimental to FIP and if  
elected I will serve the Federation of Indian Photography for the period elected to the best of  
my ability.

Name..... Signature..... Date.....

Photocopy of the nomination form is valid. \*IM/LM - Please attach copy of your valid  
membership card.

Please send the dully filled nomination form by Speed Post to

**Mr Adit Agarwala**

F - 604, Nirala Eden Park, Ahinsa Khand - 2, Indirapuram, Gaziabad, (U.P.), Pin-201 014

Mobile : 9899922510

**Adit Agarwala**  
Election Officer, FIP

**NOMINATION FORM FIP ELECTION 2027-2028**

I ..... (LM#.....)  
hereby propose the name of Mr/Ms/Mrs.....  
(LM#.....) for the post of Working Committee Member representing Life  
Members) for the years 2027-2028 being seconded by .....  
..... (LM#.....)

Name and Signature of the  
Proposing LM

Name and Signature of the  
Seconding LM

Date.....

Date.....

**DECLARATION**

I, Mr/Ms ..... FIP Membership No. ....  
candidate for the post of Working Committee Member representing Life Members, hereby  
solemnly declare that I have never been involved in any overt or covert activity which may  
have been detrimental to FIP and if elected I will serve the Federation of Indian  
Photography for the period elected to the best of my ability.

Name..... Signature..... Date.....

Photocopy of the nomination form is valid.

Please send the duly filled nomination form by Speed Post to

**Mr Adit Agarwala**

F - 604, Nirala Eden Park, Ahinsa Khand - 2, Indirapuram, Gaziabad, (U.P.), Pin-201 014

Mobile : 9899922510

**Adit Agarwala**  
Election Officer, FIP



UPCOMING  
**FIP CONVENTION 2026**



**FIP NEXT CONVENTION WILL BE AT **KHAJURAHO**  
AND **ORCHA** IN **NOVEMBER 2026** WITH OPTIONAL  
SAFARI AT **PANNA**. PLEASE WAIT TILL  
OUR NEXT FLYER IN THE JULY ISSUE OF VIEWFINDER**

# FIP Distinctions - 2026

## 1. General

Valid FIP members and valid member of FIP corporate clubs are invited to apply for AFIP, EFIP, GFIP, GFIP Levels EFIP/gold, EFIP/ platinum, MFIP, EFIP/gold (Nature), EFIP/platinum (Nature) and MFIP (Nature) distinctions. Overseas members are also entitled to apply for FIP distinctions.

Application must reach FIP within **31st July 2026** only through following email address:

**AFIP/EFIP/GFIP/GFIP Levels:** [distinctions.fip@gmail.com](mailto:distinctions.fip@gmail.com)

**EFIP Levels/EFIP Nature Levels, MFIP, MFIP (Nature):** [distinctions.fipleveles@gmail.com](mailto:distinctions.fipleveles@gmail.com)

A FIP recognized salon is a national salon as long as it has only FIP recognition. Participation by foreigners does not change the status of the salon. A successful candidate will receive a certificate, a medal, a pin, and a card.

**Note: The application for GFIP, GFIP Levels, EFIP Levels, MFIP, MFIP (Nature) distinction will be accepted till 30<sup>th</sup> September 2026**

## 2. Criteria

Distinction	Member Type	Acceptances/Awards and Different Works	Other Requirements
<b>Artist FIP (AFIP) Distinction</b>	Indian Members	200 acceptances with 25 different works in national or international salons	At least 50 acceptances must be from FIP recognized national salons.
	Overseas Members	40 acceptances with 15 different works in international salons	10 Different international salons in at least 5 countries of which 5 must be Indian salons
See section 4 for further details.			Print: 2 Print Acceptances from National or International salons Submit digital versions of 5 photographic works with at least 3 salon acceptances each. 2 different works among these must have obtained at least one award in a salon.
<b>Excellence FIP (EFIP) Distinction</b>	Indian Members	400 acceptances with 50 different works in national or international salons	At least 100 acceptances must be from FIP recognized national salons.
	Overseas Members	150 acceptances with 30 different works in international salons	20 Different international salons in at least 15 countries of which 10 must be Indian salons
See section 4 for further details.			Print: 5 Print Acceptances from National or International salons Submit digital versions of 5 photographic works with at least 5 salon acceptances each. Each work must have at least one award in a salon. Works should not resemble those submitted for AFIP distinction.

Distinction	Member Type	Acceptances/Awards and Different Works	Other Requirements
<b>Genius FIP (GFIP) Distinction</b>	Indian Members	300 acceptances with 75 different works in national or international salons	At least 100 acceptances must be from FIP recognized national salons.
	Overseas Members	200 acceptances with 50 different works in international salons	30 Different international salons in at least 20 countries of which 20 must be Indian salons
See section 4 for further details. <b>Note: For GFIP and GFIP levels, All acceptances, awards, and other requirements must be fulfilled starting from the year 2023 and onward salons/circuits. EFIP distinction is mandatory for applying GFIP.</b>			Submit digital versions of 5 photographic works with at least 5 salon acceptances each. Each work must have at least one award in a salon. Works should not resemble those submitted for AFIP/EFIP distinctions.
<b>Genius FIP/pratham (GFIP/pt) Distinction</b>	Indian Members	100 Awards with 50 different works in national or international salons	At least 25 awards must be from FIP recognized national salons.
	Overseas Members	50 awards with 30 different works in international salons	At least 10 different country international salons of which 5 must be Indian FIP recognized salons
See section 4 for further details.			Submit digital versions of 6 photographic works with at least 2 awards each. Works should not resemble those submitted for any of the previous distinctions.
<b>Genius FIP/uttam (GFIP/ut) Distinction</b>	Indian Members	200 Awards with 100 different works in national or international salons	At least 50 awards must be from FIP recognized national salons.
	Overseas Members	100 awards with 50 different works in international salons	At least 15 different country international salons of which 10 must be Indian FIP recognized salons
See section 4 for further details.			Submit digital versions of 7 photographic works with at least 2 awards each. Works should not resemble those submitted for any of the previous distinctions.
<b>Genius FIP/sarvottam (GFIP/st) Distinction</b>	Indian Members	300 Awards with 150 different works in national or international salons	At least 150 awards must be from FIP recognized national salons.
	Overseas Members	200 awards with 100 different works in international salons	At least 20 different country international salons of which 15 must be Indian FIP recognized salons
See section 4 for further details. <b>Note: GFIP to GFIP/st, criteria of awards are cumulative.</b>			Submit digital versions of 8 photographic works with at least 2 awards each. Works should not resemble those submitted for any of the previous distinctions.

#### Additional Notes:

- Each year only one distinction can be achieved. AFIP, EFIP, GFIP, GFIP/pt, GFIP/ut, GFIP/st must be achieved in the sequential order.
- EFIP Levels, GFIP or GFIP Levels and MFIP distinctions may be used concurrently with the name.
- The cumulative nature of EFIP levels and GFIP allows individuals to seek both distinctions within a single year.
- Titles/Images that have been previously accepted in salons and used for AFIP/EFIP are eligible to fulfill the criteria of GFIP or GFIP levels, but all acceptances and awards must be obtained from salons/circuits held in 2023 and beyond.
- When submitting photographs for each distinction, they must differ from any previous distinctions.
- International salons will only include salons and circuits that are recognized by FIAP and FIP or FIP.

### 3. Portfolio Distinctions

#### EFIP/Gold Distinction

One can apply after one year of obtaining EFIP/FFIP. No salon acceptances required. A member holding EFIAP distinction may directly apply for EFIP/g distinction.

Candidate must submit the following:

- A portfolio of 10 digital images with coherence.
- Viewing plan of the portfolio pictures.
- A statement of intent within 100 words.
- A duly filled Excel dossier in the format prescribed by FIP, which can be downloaded from the FIP website.

**Note: Sequential images of an event is NOT coherence**

See section 4 for further details.

#### EFIP/Platinum Distinction

One can apply after one year of obtaining EFIP/gold.

Candidate must submit the following:

- A portfolio of 15 digital images with coherence. These works must be different and not resemble or be similar to those submitted for the candidate's EFIP/gold distinction .
- Viewing plan of the portfolio pictures.
- A statement of intent with in 100 words.
- A duly filled Excel dossier in the format prescribed by FIP, which can be downloaded from the FIP website.

**Note: Sequential images of an event is NOT coherence**

See section 4 for further details.

#### EFIP/Gold (Nature) Distinction

One can apply after one year of obtaining EFIP or FFIP. No salon acceptances required. A member holding EFIAP distinction may directly apply for EFIP/g (Nature) distinction.

Candidate must submit the following:

- A portfolio of 10 nature digital images with coherence.
- Viewing plan of the portfolio pictures.
- A statement of intent within 100 words.
- A duly filled Excel dossier in the format prescribed by FIP, which can be downloaded from the FIP website

**Note: Sequential images of an event is NOT coherence**

See section 4 for further details.

#### EFIP/Platinum (Nature) Distinction

One can apply after one year of obtaining EFIP/g (Nature)

Candidate must submit the following:

- A portfolio of 15 new nature digital images with coherence. These works must be different and not resemble or be similar to those submitted for the candidate's EFIP/g (Nature) distinction.
- Viewing plan of the portfolio pictures.
- A statement of intent within 100 words.
- A duly filled Excel dossier in the format prescribed by FIP, which can be downloaded from the FIP website.

**Note: Sequential images of an event is NOT coherence**

See section 4 for further details.

Jury panel of 3 senior photographers will decide the outcome of EFIP/g (Nature), EFIP/p (Nature) portfolios. Jury will be looking for excellent technical quality, pictorial attribute, subject handling, and strong coherence in the portfolio.

## **MFIP Distinction**

One can apply after three years of obtaining FFIP or EFIP distinction.

Candidate must submit:

- A portfolio of 20 digital images with coherence. These works must be different and not resemble or be similar to those submitted for the candidate's EFIP/g and/or EFIP/p distinction.
- Viewing plan of the portfolio pictures.
- A statement of intent with in 150 words.
- A duly filled Excel dossier in the format prescribed by FIP, which can be downloaded from the FIP website.

**Note: Sequential images of an event is NOT coherence**

See section 4 for further details.

## **MFIP (Nature) Distinction**

One can apply for MFIP (Nature) distinction after three years of obtaining FFIP or EFIP distinction.

Candidate must submit:

- A portfolio of 20 digital images with coherence . These works must be different and not resemble or be similar to those submitted for his/her EFIP/g (Nature) and/or EFIP/p (Nature) distinction.
- Viewing plan of the portfolio pictures.
- A statement of intent within 150 words.
- A duly filled Excel dossier in the format prescribed by FIP, which can be downloaded from the FIP website.

**Note: Sequential images of an event is NOT coherence.**

See section 4 for further details.

Jury panel of 5 senior photographers will decide the outcome of MFIP/MFIP (Nature) portfolios. Jury will be looking for excellent technical quality, pictorial attribute, subject handling, and strong coherence in the portfolio.

## **ESFIP Distinction**

Individuals who have distinguished themselves in service to FIP, rather than a specific club, are eligible for this distinction. A brief letter of contribution is requested, as well as a proposal seconded by two FIP life members. There is no fee and no handling charge.

## **ESFIPC Distinction**

This is available to FIP Corporate clubs who have rendered distinguished services to FIP with uninterrupted membership for last 10 years. Proposed and seconded by two Corporate Clubs along with brief history and letter in support to be sent to Hon. Secretary General. There is no fee and no handling charge.

## **4. Application Requirements**

- a) Dully filled dossier (Excel form), which can be downloaded from the FIP website

URL: <https://www.fip.org.in/fipwebT/public/downloads>

Dossier (Excel form) must be named in the following format:

FIP/Corporate membership number\_First name\_Last name\_Distinction sought.

(Example: LM692\_Barun\_Sinha\_AFIP)

- b) Images required as per the distinction criteria must comply to the following specifications: 2400 pixels on the longer side, 300 DPI, Below 2MB, RGB color space.

Each image file must be named in the following format:

FIP/Corporate membership number\_First name\_Last name\_title of work

(Example : LM692\_Barun\_Sinha\_Lion on Hillock)

- c. Self-portrait color photo (768px on the longer side, 300dpi) to be used for the identity card.  
File Name must be in the following format:  
FIP/Corporate membership number\_First name\_Last name (Example: LM692\_Barun\_Sinha)
- d. Distinction Fee payment details (Screen shot of transaction or Transaction ID and date of payment)  
**Note: EFIP and above applicants must provide proof of previous distinction if asked for verification.**

## 5. Applicable Fees

Indian Members

For AFIP distinction: ₹ 4000/-

For EFIP/GFIP/GFIP Levels distinction: ₹ 5000/-

For EFIP/Gold EFIP/Gold Nature distinction: ₹ 7000/-

For EFIP/Platinum, EFIP/Platinum (nature) distinction : ₹ 7000/-

For MFIP/MFIP(Nature) distinction : ₹ 7500/-

Applicants who were not successful in achieving EFIP Levels, EFIP Nature Levels, MFIP, or MFIP Nature in 2024 and 2025 can reapply for the same distinction with a different portfolio at a reduced application fee.

EFIP Levels and EFIP Nature Levels: 1000/-

MFIP and MFIP (Nature): 1500/-

### Payment should be made through Online transfer to the following account:

Beneficiary Name: Federation of Indian Photography

Bank: Indian Bank

Branch: Salt Lake GD Market Branch

Account Type: Savings

Account No: 50381789520

IFS Code: IDIB000S549

Branch Address: GD 377 and 378, Salt Lake Sector III Kolkata, West Bengal - 700106

MICR no: 70001928

**Note: We do not accept cheque.**

### Overseas Members:

Membership Fee for 3 years: USD 50.00

For AFIP distinction: USD 80.00

For EFIP distinction: USD 80.00

For GFIP, GFIP Levels, EFIP/Gold, EFIP/Platinum, EFIP/g (Nature), EFIP/p (Nature), and MFIP distinction: USD 100.00 each.

Payment Method: PayPal (Please pay via PayPal only)

PayPal ID: federationofindianphotography@gmail.com

**Please note that applications without the required fee will not be considered.**

## Contacts:

**Digwas Bellemane**, EFIAP/p, EFIP, EPSA, EsFIAP, EsFIP, Hon MoL.

In-Charge FIP Distinctions Services.

Asst. FIAP Distinctions Services.

Email: digwashegde@gmail.com

(m) +91 9449152121

**Durba Mazumdar**, EFIAP/d2, GFIP, SSS/Water

Member, FIP Distinctions Services

Email: durbamazumdarfip@gmail.com

(m) +91 74310 90788

# FIAP DISTINCTION GUIDELINES

Federation of Indian Photography | 2026

## 1. General Information

---

Valid members of the Federation of Indian Photography (FIP), including members of FIP-affiliated corporate clubs with valid membership status, are eligible to apply for FIAP Distinctions for the year 2026.

Applications for Category A distinctions (NFIAP to EFIAP/d8) must be submitted to FIP exclusively via email and must be received no later than **31st October 2026**.

Email ID: [fiap.fipdistinctions@gmail.com](mailto:fiap.fipdistinctions@gmail.com)

## 2. FIAP Distinction Categories

---

### 2.1 Category A

- Novice FIAP (NFIAP)
- Artist FIAP (AFIAP)
- Excellence FIAP (EFIAP)
- Excellence FIAP Bronze (EFIAP/b)
- Excellence FIAP Silver (EFIAP/s)
- Excellence FIAP Gold (EFIAP/g)
- Excellence FIAP Platinum (EFIAP/p)
- Excellence FIAP Diamond 1 to Diamond 8 (EFIAP/d1 to EFIAP/d8)

### 2.2 Category B

- Master FIAP (MFIAP)
- Grandmaster FIAP (GMFIAP)

### 2.3 Category C – Portfolio Distinctions

- Portfolio FIAP (PFIAP)
- Portfolio FIAP Bronze (PFIAP/b)
- Portfolio FIAP Silver (PFIAP/s)
- Portfolio FIAP Gold (PFIAP/g)
- Master Portfolio FIAP (MPFIAP)

All portfolio applications must be submitted through the official FIAP platform within the prescribed deadlines. Only valid FIP members, including members of FIP-affiliated corporate clubs with active membership status, are eligible to apply.

**Portfolio Submission Platform:** <https://fiap-portfolios.fotogenius.es/>

## 2.4 Category D — Services and Contributions

- Excellence FIAP for Services Rendered (ESFIAP)
- Honorary Excellence FIAP (HonEFIAP)
- Lifetime Achievement Award (LAFIAP)

## 2.5 Category E — Special Recognition

- Honorable Member FIAP (HMFIAF)

*Note: All rules, eligibility criteria, and requirements for FIAP distinctions are described in FIAP Document 047/2025 E, as included in this publication. Applicants are advised to refer to the relevant sections for complete guidance when preparing their application.*

## 3. Basic requirements for applying AFIAP and EFIAP

The following national distinctions are mandatory prerequisites:

- AFIAP applicants must hold AFIP (Artist of FIP) distinction.
- EFIAP applicants must hold EFIP (Excellence of FIP) distinction.

## 4. myfiap.net Platform Registration and FIAP Life Card

---

### 4.1. FIAP Photographers Card (FIAP Life Card) and FP (FIAP Photographer) Number

- All FIAP Distinction applicants are required to have a myfiap login prior to applying for Distinctions. When setting up this login you will be allocated a FP number, which is your “FIAP Photographer” number. Your FP number is your user’s name for future login purposes. FIAP Distinctions applicants are also required to hold a FIAP Photographers Card prior to applying for Distinctions. This ID styled card identifies the photographer and includes a photo of them. Once a FP number and FIAP Photographers card are obtained, they are valid for life. Both the FP number and the FIAP card number are cited on applications for FIAP skill distinctions.

#### Procedure

- Photographers may access the profile creation page here: <https://www.myfiap.net/user/register/fp> The creation of the profile is straightforward, and a tutorial video provided on top of the profile creation page <https://youtu.be/imgHsDi8UjQ>

- The provided information will remain confidential and limited to FIAP use only, amongst others for the card generation and shipping.
- Along with personal information, photographers also need to upload a recent high-resolution portrait picture of themselves, to be used for FIAP life cards

**IMPORTANT:**

**When creating their profile, photographers must indicate their current distinction(s):**

- If they photographers and/or don't have a distinction yet, they leave this part blank.
- If they already have distinctions, they enter them in their profile. Note that if they are in the process of applying for a new distinction, they must still enter their actual distinction(s) in their profile, before the upgrade.

**After submitting their profile on myfiap.net:**

- Photographers WITHOUT distinctions will be notified by email (check spam filter) that their account is active, they will also obtain their user name (FP-XXXXXXX) required for login, and will be prompted to set their password. They may then login at any time with the provided username (FP-XXXXXXX) and personal password on the myfiap.net login page ([www.myfiap.net](http://www.myfiap.net)) and order a FIAP life card online. Online payment, card production and shipping will be processed via the myfiap.net platform.
- Photographers WITH distinctions will be notified by email (check spam filter) that their account is pending approval. After validation by the FIAP distinction service, they will be notified that the account is active, obtain their username and set their password. They may then login at any time with the provided username (FP-XXXXXXX) and personal password on the myfiap.net login page ([www.myfiap.net](http://www.myfiap.net)) and order a FIAP life card with their actual distinction online. Online payment, card production and shipping will be processed via the myfiap.net platform.

**4.2. How to order a FIAP Photographers Card**

- To order a FIAP Photographers Card, you must first register/set up a myfiap login as per point 4.1. Having set up your login you can either proceed to order a FIAP Card straight away via the applicable menu tab or you can login in at any time via: <https://www.myfiap.net/> When applicants order a FIAP Photographer Card the myfiap system will provide the FIAP Card Number immediately. Record this number carefully. The FIAP Card number, must be placed on your Distinctions application form. As you are given this number immediately, you can place it on your Distinctions application immediately. You do not need to wait for the card itself to arrive in the post. Follow link for Video tutorial - <https://youtu.be/imgHsDi8UiQ>

**Note:** All payments, card generation, and shipping are processed through the myFIAP platform. FIP will receive all FIAP Photographer Cards (FIAP Life Cards) and distribute them to the respective applicants.

## 5. Preparation of Images & Files

---

### 5.1 Image Technical Requirements

All images submitted for NFIAP, AFIAP, EFIAP, and EFIAP Levels must be in digital format with the following specifications:

- Minimum Resolution: 3600 pixels on the longest side
- File Format: JPG
- File Size: Not less than 2 MB and maximum 5MB

### 5.2 File Naming Conventions

All files must follow the strict naming conventions below:

- **Image Files:** UN Code\_Given Name\_Surname\_Title  
*Example: 356\_Barun\_Sinha\_Sunrise*
- **Excel Dossier File:** Distinction\_UN Code\_Given Name\_Surname  
*Example: EfiapGold\_356\_Barun\_Sinha*
- **Signed Page B scan (PDF):** UN Code\_Given Name\_Surname\_DossierB  
*Example: 356\_Barun\_Sinha\_DossierB*
- **FIP Form E:** FIPFormE\_Distinction\_Given Name\_Surname  
*Example: FIPFormE\_EfiapGold\_Barun\_Sinha*

### 5.3 Documents to be Submitted to FIP

- Soft copy of duly filled FIAP Dossier  
Available on <https://www.fip.org.in/fipweb/public/downloads>
- 5 Digital images
- Soft copy of duly filled FIP Form E
- Copy of last distinction certificates — FIP & FIAP (1024 px longest side, within 1 MB)
- Proof of distinction fee payment
- High-resolution PDF scan of signed Page B

## 6. Application Deadlines

---

### 6.1 Category A (NFIAP to EFIAP/d8)

- Deadline: 31st October 2026

### 6.2 Category B (MFIAP, GMFIAP)

- Deadline: 25th December 2026

## 6.3 Category C – Portfolio Distinctions

Applications may be submitted three times per year, with deadlines on the following dates:

- 15th January
- 15th May
- 15th October

Uploads open approximately two weeks prior to each session. Maximum 15 applicants per session per country. Portfolio Submission Platform: <https://fiap-portfolios.fotogenius.es/>

*Note: All rules, eligibility criteria, and requirements for FIAP distinctions are described in FIAP Document 047/2025 E, as included in this publication. Applicants are advised to refer to the relevant sections for complete guidance when preparing their application.*

## 7. Distinction Fees

### 7.1 Category A (AFIAP, EFIAP, EFIAP Levels)

- **Fee:** ₹10,000/- (inclusive of handling charges)
- **Mode of Payment:** Online transfer only. Cheques/DD are NOT accepted.
- **NFIAP Distinction:** Handled free of charge – no fee applicable.  
*Note: For NFIAP applications, applicants must hold a FIAP Life Card and have an active myFIAP profile.*

### 7.2 Bank Details

- **Beneficiary Name:** Federation of Indian Photography
- **Account Number:** 50381789520
- **IFSC Code:** IDIB000S549
- **Bank:** Indian Bank, Salt Lake GD Market Branch, Kolkata
- **Mode of Payment:** Online transfer only

### 7.3 Additional Fee Notes

- The FIAP Life Card, if required, must be purchased separately, and the applicable postage charges must be paid via PayPal on the myFIAP platform, directly to FIAP.
- **Category C (Portfolio Distinctions):** Fees must be paid directly on the FIAP submission platform. <https://fiap-portfolios.fotogenius.es/>

## 8. Important Guidelines

- All applications must comply with FIAP **Document 047/2025 E**.
- Applications for NFIAP, AFIAP, EFIAP, and EFIAP Levels must be submitted through FIP only.
- If rejected, reapplication is allowed only after one year.
- Prior to FIAP approval and FIP notification, a Distinction cannot be used.
- FIAP uses a computer program to validate your application spreadsheet against criteria like salon count, titles, and countries, and cross-checks with the FIAP Salon File Database. Precise and consistent details such as spelling, titles, country names, and patronage numbers are essential, as even small errors or special characters can lead to mismatches. Forms must be completed using Microsoft Excel, as third-party software may distort the formatting.
- FIAP provides salon acceptance data through the myFIAP profile under the “My Salon Participations” page. Applicants are advised to use this data as a reference when preparing their application, as it helps reduce errors and ensures consistency with the FIAP validation system. **myFIAP Profile:** <https://www.myfiap.net>
- **Reset of Awards and Use of Previous Works after EFIAP/p (EFIAP Diamond Levels) Statement (FIAP Document 047/2025 E):**

*“At this stage (after EFIAP/p), all previously received awards will be reset except for those awards obtained one year before having received the EFIAP/p (date of certificate). Those can be used unless they have already been utilized for the EFIAP/p distinction. Starting from EFIAP/d1 authors are obliged to use new photographs.”*

### **Clarification:**

Upon attaining EFIAP/p (EFIAP Platinum), all previously obtained awards are considered reset and are not eligible for further use. Awards obtained within one year prior to the EFIAP/p certificate date may be used, provided that the corresponding image titles were not already used in the EFIAP/p application. From EFIAP/d1 onwards, applicants are required to use new photographs, and image titles used in any previous distinction applications must not be reused.

**For EFIAP/d2 and subsequent Diamond levels,** applicants may continue with the application records from their previous Diamond submission. Results recorded in earlier Diamond applications may be retained in Page C, even where they relate to photographs used prior to the Diamond level. However, no additional results may be claimed for such images (image titles).

- Avoid submitting identical or substantially similar images that have been used in previous distinction applications.
- Images submitted (i.e., the photographs included in your FIAP application) must meet the required minimum number of acceptances and awards for the distinction being applied for. Where an award is required for a submitted image, only one award per

image should be listed in Dossier A, along with the country in which it was achieved. The selected award must meet the requirements of the specific distinction.

- Ensure consistent naming conventions across all submitted documents. Do not alter, modify, or restructure the official FIAP Excel dossier format.
- Follow alphabetical order wherever specified in the FIAP dossier requirements, especially in Page C of the Excel dossier, in the “Title of the Work” column.
- Do not add any text in the Patronage no (FIAP No) Column. The format of the patronage no is Year and No. (Example: 2024/001).
- Submit only the documents required as per the guidelines; avoid including unnecessary files.
- We at FIP scrutinize applications according to FIAP guidelines. However, we will not match the acceptances with the salon file database and are not responsible for any discrepancies if applications are rejected during the FIAP validation process. In case of discrepancies, FIAP may request the published catalogue as proof.
- It is recommended to first complete the application using the Draft version (available on the FIP website), and only after verifying that all details are correct, transfer the data to the Final dossier.
- If you experience any difficulty in completing the FIAP Excel dossier, please refer to the official video tutorial available at the following link

[https://www.youtube.com/watch?v=S4\\_e49F9POM](https://www.youtube.com/watch?v=S4_e49F9POM)

## Contacts:

**Digwas Bellemane**, EFIAP/p, EFIP, EPSA, EsFIAP, EsFIP, Hon MoL.

In-Charge FIP Distinctions Services.

Asst. FIAP Distinctions Services.

Email: digwashegde@gmail.com

(m) +91 9449152121

**Durba Mazumdar**, EFIAP/d2, GFIP, SSS/Water

Member, FIP Distinctions Services

Email: durbamazumdarfip@gmail.com

(m) +91 74310 90788



## THE FIAP DISTINCTIONS

**IMPORTANT:** This document replaces all previous documents and comes into force from 1<sup>st</sup> January 2026.

For the distinctions in Audiovisual, see document 016/2017 E.

For the distinctions for Clubs, see document 012/2016 E.

*(Work is underway regarding the automation of applications via the myfiap.net platform. Once these are operational, the current regulations will be amended, and applications will be replaced by a paperless application process, making paperless control such as transfer possible).*

### I. GENERAL CONDITIONS

1.1 In order to honour eminent personalities known in the field of photography, the International Federation of Photographic Art (FIAP) has created the following distinctions:

a. For photographic artists known for their artistic work:

Category A	
Novice FIAP	NFIAP
Artist FIAP	AFIAP
Excellence FIAP	EFIAP
Excellence FIAP Bronze	EFIAP/b
Excellence FIAP Silver	EFIAP/s
Excellence FIAP Gold	EFIAP/g
Excellence FIAP Platinum	EFIAP/p
Excellence FIAP Diamond 1	EFIAP/d1
Excellence FIAP Diamond 2	EFIAP/d2
Excellence FIAP Diamond 3	EFIAP/d3
Excellence FIAP Diamond 4	EFIAP/d4
Excellence FIAP Diamond 5	EFIAP/d5
Excellence FIAP Diamond 6	EFIAP/d6
Excellence FIAP Diamond 7	EFIAP/d7
Excellence FIAP Diamond 8	EFIAP/d8

Subsequently, these distinctions will be referred to as “distinctions of category A”.

Category B	
Master FIAP	MFIAP
Grandmaster FIAP	GMFIAP

Subsequently, these distinctions will be referred to as “**distinctions of category B**”.

<b>Category C</b>	
<b>Portfolio FIAP</b>	<b>PFIAP</b>
<b>Portfolio FIAP Bronze</b>	<b>PFIAP/b</b>
<b>Portfolio FIAP Silver</b>	<b>PFIAP/s</b>
<b>Portfolio FIAP Gold</b>	<b>PFIAP/g</b>
<b>Master Portfolio FIAP</b>	<b>MPFIAP</b>

Subsequently, these distinctions will be referred to as “**distinctions of category C**”.

- b. For those who, by their work or their achievements, have contributed to the progress of FIAP:

<b>Category D</b>	
<b>Excellence FIAP for Services Rendered</b>	<b>ESFIAP</b>
<b>Honorary Excellence FIAP</b>	<b>HonEFIAP</b>
<b>Lifetime Achievement Award</b>	<b>LAAFIAP</b>

Subsequently, these distinctions will be referred to as “**distinctions of category D**”.

<b>Category E</b>	
<b>Honourable Member</b>	<b>HMFIAP</b>

Subsequently, these distinctions will be referred to as “**distinctions of category E**”.

- c. Candidates for distinctions of categories A, B and C must have a “FIAP Life Card” which can be requested by creating a profile as a “photographer” and by following the instructions on this link <https://www.myfiap.net/user/register/fp> according to the general terms and conditions.

Individuals who have been awarded a distinction in categories D and E and are not yet registered on the myfiap.net platform will receive a complimentary 'FIAP Life Card' if they agree to create a profile on the platform.

- 1.2 a. National federations affiliated with FIAP and having paid their annual membership fee can propose their members as candidates for distinctions of category A and B, they are responsible for the control of all documents transmitted to FIAP. The FIAP liaison officer of the national federation must sign all applications. All applications should be made on forms prescribed by FIAP. The forms should be completed in one of the official FIAP languages.
- b. Candidates for distinctions of category C can apply directly on the myfiap.net platform by following the appropriate links on their profile. The FIAP liaison of the national federation must approve the application online. In the case that this approval is not given, a detailed reason documenting the refusal must be provided in a specific field of the form. If no feedback is given within 10 days, the application will be automatically accepted.
- 1.3 In countries, which have no national federation affiliated with FIAP, individual authors can introduce their candidacy through another national federation or through an Individual Member (ILFIAP) or directly if there are no Operational member and no ILFIAP club.

- 1.4 No discrimination is made between the candidates, amateur or professional photographers alike. No age limit is imposed. No difference is made between prints and projected images.
- 1.5 Distinctions of category B (MFIAP) and C (Portfolios) are examined by a commission of FIAP international reviewers designated by the FIAP Board.
- 1.6 Distinctions of categories D and E are decided on by the FIAP Board.
- 1.7 Awarding a FIAP distinction is considered in all countries as a favour and not as a right.
- 1.8 All FIAP distinctions are awarded for life. Holders of a distinction are allowed to append after their names the initials corresponding to the distinction(s) they hold. However, in the event where a holder of FIAP distinction(s) commits a serious offence against FIAP or against a national federation affiliated with FIAP, the distinction(s) can be withdrawn by the FIAP Board of Directors. No appeal is allowed.
- 1.9 Holders of distinctions of categories A, B, C and D will only mention the highest distinction received for each single category.  
(e.g. Peter Smith EFIAP platinum, MFIAP, PFIAP, LAAFIAP).
- 1.10 The distinctions for photographic artistry are divided into 3 categories.
  - a) First those linked to achievements in FIAP recognized salons defined as distinctions of category A.
  - b) The second are intended for photographers who are masters in artistic photography and can demonstrate exceptional skills of artistic photography through a series of photographs. They are defined as distinctions of category B.
  - c) The third are the portfolio distinctions which are earned by submitting a body of work that is then reviewed on quality and coherence and defined as distinctions of category C.

## II. PRACTICAL ADVICE FOR FIAP DISTINCTION APPLICATIONS

1. **Distinctions of category A** can be attained by participating in salons recognized by FIAP.

**1.1 The candidate for these distinctions must:**

- a. Be the holder of a FIAP Life Card (see paragraph I.1.1 c)) and be the holder of the previous distinction for at least one year, based on the date of the diploma.

The option is given to newcomers to start either with the NFIAP or the AFIAP distinction. Achievers of NFIAP must wait one year to go to the next level.

- b. Candidates must have taken part with success in different international salons under FIAP Patronage and have achieved the following minimum requirements.

Distinction	Acceptances *	Countries **	Works ***
<b>NFIAP</b>	25	5	10
<b>AFIAP</b>	75	15	20
<b>EFIAP</b>	200	20	40
<b>EFIAP/b</b>	400	25	80
<b>EFIAP/s</b>	600	30	130
<b>EFIAP/g</b>	900	35	200
<b>EFIAP/p</b>	1200	40	300
At this stage (after EFIAP/p), all previously received awards will be reset except for those awards obtained one year before having received the EFIAP/p (date of certificate). Those can be used unless they have already been utilized for the EFIAP/p distinction. Starting from EFIAP/d1 authors are obliged to use new photographs.			
	Awards *	Countries **	Works ***
<b>EFIAP/d1</b>	50	10	15
<b>EFIAP/d2</b>	100	15	30
<b>EFIAP/d3</b>	200	20	60
<b>EFIAP/d4</b>	350	25	100
<b>EFIAP/d5</b>	500	30	150
<b>EFIAP/d6</b>	650	35	200
<b>EFIAP/d7</b>	800	40	250
<b>EFIAP/d8</b>	950	45	300

**Starting from 2026 a photo/work cannot have more than 10 acceptances/awards listed on the application form. Acceptances/awards for salons with patronage numbers earlier than 2026 can have more than 10 acceptances listed.**

During the period between the submission of an application for a FIAP distinction and the official response of acceptance, the author is allowed to continue participating in FIAP-recognized salons. Any acceptances or awards obtained during this interim period may be used by the author in support of future distinction applications. This rule applies to the EFIAP levels prior to the EFIAP diamonds levels.

**For NFIAP, acceptances from salons held in 2025 and thereafter are eligible; those from earlier salons are not considered. Applicants will have the choice to apply for NFIAP or directly for AFIAP (fee) if their records match. (Document Reference: INFO 337/2025)**

- c. \* The column “Acceptances/Awards” is the minimum number of acceptances or awards that must be achieved in international salons under FIAP Patronage. That is, acceptances for NFIAP to EFIAP/p and awards for the distinctions EFIAP/d1 to EFIAP/d8.
- d. \*\* The column “Countries” is the minimum number of different countries in which the acceptances/awards must be achieved in international salons under FIAP Patronage.
- e. \*\*\* The column “Works” is the minimum number of different works with acceptances/awards obtained in international salons under FIAP Patronage.
- f. By submitting an entry, the applicant certifies that he/she has captured all parts of the images and that all eventual post processing work has been done by him/herself.

### 1.2 Candidates for these distinctions must submit an application form:

- a. Applications for distinctions of category A have to be checked, approved and handed in by the FIAP liaison officer of the national federation of the appropriate country.
- b. Candidates must provide five photographic works in the form of a digital file. Each image must have the following properties: format JPG, 300 dpi, best quality, at least 3.600 pixels on the longest side of the image and having at least 2 MB. **These works must be different to each other and not resemble or be similar to any other image submitted as part of any previous application for other FIAP distinctions.**  
The submitted works must have obtained:

For NFIAP: at least 2 acceptances in 3 different countries,  
for AFIAP and EFIAP: at least 3 acceptances in 5 different countries,  
for EFIAP/b to EFIAP/p: at least an award in 5 different countries,  
for EFIAP/d1 to EFIAP/d5: at least 2 awards in 5 different countries,  
and for EFIAP/d6 to EFIAP/d8 : at least 3 awards in 5 different countries.

### 1.3 The following procedure must be followed:

- a. Send the completed document (pages A, B and C), the digital files of the works and the scan of page A (signed by the responsible of the federation) and of page B (signed by the candidate), by a data transfer platform (e.g. wetransfer.com or similar), to the FIAP Distinctions Service.
- b. Except for the Novice FIAP (NFIAP) distinction, a fee has to be paid to the FIAP Treasurer.
- c. Distinctions of category A can be applied for in the following sequential order - NFIAP, AFIAP, EFIAP, EFIAP/bronze, EFIAP/silver, EFIAP/gold, EFIAP/platinum, EFIAP/diamond1, EFIAP/diamond2, EFIAP/diamond3, EFIAP/diamond4, EFIAP/diamond5, EFIAP/diamond6, EFIAP/diamond7, EFIAP/diamond8. The time span between two successful applications is at least one year.

### 1.4 When the distinction is awarded, the candidate will receive a diploma and a badge :

NFIAP: pink enamel

AFIAP: green enamel

EFIAP: red enamel

EFIAP levels: red enamel combined with a distinctive addition for each level: bronze colour

for EFIAP/b, silver colour for EFIAP/s, gold colour for EFIAP/g and black-platinum colour for EFIAP/p.

For the EFIAP/diamond1-8 levels: red enamel combined with a distinctive addition for each level.

2. **Distinctions of category B** are intended for photographers who, beyond having obtained the EFIAP/platinum level, have demonstrated exceptional artistic achievement and a consistent personal style through a cohesive photographic portfolio.

## 2.1 MASTER FIAP distinction (MFIAP)

### 2.1.1 The candidate for this distinction must:

Be holder of the EFIAP/platinum distinction and of the “FIAP life card” which can be requested by creating a profile as a “photographer” and by following the instructions on this link <https://www.myfiap.net/user/register/fp> according to general terms and conditions.

### 2.1.2 Procedure:

- a. Applications for distinctions of category B (MFIAP) must be checked and approved by the FIAP liaison officer of the national federation of the appropriate country.
- b. The completed document (pages A, B and C), the digital files of the works and the scan of page A (signed by the responsible of the federation) and of page B (signed by the candidate), must be sent by a data transfer platform (e.g. wetransfer.com or similar), to the FIAP Distinctions Service.
- c. One digital collection of 20 images must sent by a data transfer platform (e.g. wetransfer.com or similar), to FIAP. Each image must have the following properties: format JPG, 300 dpi, best quality, at least 3.600 pixels on the longest side of the image and having at least 2 MB.
- d. Must also be added, a complete curriculum vitae using forms prescribed by FIAP. The text should be written in one of the official FIAP languages and must include a portrait photo of the candidate.
- e. Must also be added, an introductory text that describes the subject and the creative concept of the photographic artist. The text must be written in one of the official FIAP languages.
- f. When the distinction is awarded, the candidate will receive a diploma and a badge with yellow enamel.

## 2.2. GRANDMASTER FIAP (GMFIAP)

This distinction is granted ex officio to the author who has achieved the MFIAP and MPFIAP distinctions. Once both of these conditions are met, the candidate will be awarded a diploma and a badge. No obligation for an application form is requested. The distinction is free of charge.

When the distinction is awarded, the candidate will receive a diploma, a badge with blue enamel and a medal.

**3. Distinctions of category C are earned by submitting a series of pictures that is then reviewed on quality and coherence.**

- 3.1 Distinctions of category C can be applied for independently from distinctions of category A. The time span between two successful applications of distinctions of category C is at least one year.
- 3.2 Applications for distinctions of category C are done online via the myfiap.net platform. (see paragraph I.1.2.b) and applicants must be holder of the "FIAP life card" which can be requested by creating a profile as a "photographer" and by following the instructions on this link <https://www.myfiap.net/user/register/fp> according to general terms and conditions.
- 3.3 Applications can be handed in, three times in a year: by the 15th January, by the 15th May and by the 15th October of each year. Applicants must pay a fee.

The applications of 15 participants maximum per country per distinction will be accepted on each of these 3 dates (applications of previous participants that were refused and that reapply are not included).

The Portfolios must have a theme. The title should briefly describe the theme and must be in English or French language. Below are examples of themes:

Abstract, Aerial, Animals, Architecture, Birds, Cityscape, Concert, Creative, Drone Photography, Flowers and plants, Journalism, Landscape, Macro, Model, Monochrome, Music and dance, Nature, Night, Nude, People, Portrait, Scape, Still life, Street, Sports, Travel, Underwater etc.

The following distinctions can be achieved in sequential order.

<b>Distinction</b>	<b>Portfolios</b>
PFIAP	1 portfolio of 10 images
PFIAP/b	2 portfolios of 10 images each
PFIAP/s	3 portfolios of 10 images each
PFIAP/g	4 portfolios of 10 images each
MPFIAP	5 portfolios of 10 images each

The images must be coherent and show a good level in Artistic Photography. Each theme must have either color or black & white pictures. Each image must have the following properties: format JPG, 300 dpi, best quality, at least 3.600 pixels on the longest side of the image and having at least 2 MB.

Images and themes submitted for the various Portfolios distinctions must be distinct from one another and not similar. They must have different titles.

Same or similar images cannot be used in different portfolios.

Pictures used for successful MFIAP portfolios cannot be used. Other pictures awarded in FIAP salons and used for distinctions (other than Portfolio distinctions) can be used.

There must be a minimum of one year between each successful application. The distinctions for PFIAP, PFIAP/Bronze, PFIAP/Silver, PFIAP/Gold, and MPFIAP must be obtained in this specific sequential order. The date on the certificate will be the date of one of the closing dates (e.g. the certificate of a portfolio submitted by January 15th and approved by the judges

will be dated January 15th. Therefore, an application for the next distinction can be submitted by January 15th of the next year.)

If a distinction is not accepted, the candidate may reapply for the specific theme that was not approved, during the next submission periods. A minor supplementary fee will apply. After one year of refusal, the initial complete fee must be paid again.

The date on the certificate will reflect the most recent closing date used to finalize the selection.

By submitting an entry, the applicant certifies that he/she has captured all parts of the images and that all eventual post processing work has been done by him/herself.

- 3.4 The portfolios are examined by a panel of 3 or 5 FIAP international portfolio reviewers, bearer either of the MFIAP or minimum EFIAP/platinum distinction and having judged at least 30 international photography contests. Final decisions are determined by majority vote. In the event of a split among the judges (for instance, 3 votes to 2), the members of the board who meet the judging criteria will provide the final ruling.
- 3.5 When the distinction is awarded, the candidate will receive a diploma and a badge.

#### **4. Distinctions of category D and E are distinctions for services rendered.**

##### **4.1 The ESFIAP Distinction**

- a. The distinction "Excellence for Services Rendered" (ESFIAP) is awarded to those persons who have given exceptional service over a long period at an international level for the benefit of FIAP.
- b. Holders of the photographic distinctions may also be nominated for the ESFIAP distinction if they fulfil the criteria.
- c. Judges of salons organised under FIAP patronage are granted the ESFIAP distinction after they have successfully judged a total of 30 salons.
- d. Organizing FIAP salons is not sufficient for earning this distinction.
- e. Applications for the ESFIAP distinction must include a completed dossier with a curriculum vitae and a detailed description of the services rendered by the candidate. The application should be made with the form prescribed by FIAP. The text must be written in one of the official FIAP languages. A scan of page A, signed by the responsible of the federation, must be sent by email to the FIAP Distinctions Service ([fiapdistinctions@gmail.com](mailto:fiapdistinctions@gmail.com)).
- f. The applications for the ESFIAP distinction are handled free of charge.
- g. The applications for the ESFIAP distinction are examined by the FIAP Board.
- h. When the ESFIAP distinction is awarded, the candidate will receive a diploma and a badge with a black enamel.

## 4.2 The HonEFIAP distinction

- a. The HonEFIAP distinction is awarded by the FIAP Board of Directors. A unanimous vote of the members of this Board is required. The laureate must be holder of the ESFIAP distinction.
- b. The HonEFIAP distinction is awarded by FIAP to individuals who have made exceptionally significant and long-lasting contributions to the development, promotion, and prestige of FIAP worldwide.

This title is reserved for those whose unwavering dedication, outstanding service, and visionary efforts have had a profound and enduring impact on the international photographic community and the advancement of FIAP's mission over many years.

- c. The application for a HonEFIAP distinction should include a complete curriculum vitae and a full description of the services that justify the candidacy. A form prescribed by FIAP should be used. A scan of page A, signed by the responsible of the federation should be sent to the FIAP Distinction Service by electronic mail ([fiapdistinctions@gmail.com](mailto:fiapdistinctions@gmail.com)).
- d. Applications for the HonEFIAP distinction are handled free of charge.
- e. When the HonEFIAP distinction is awarded, the candidate will receive a diploma and a badge with white enamel.

## 4.3 The Lifetime Achievement Award

- a. This award aims to honor all individuals who have distinguished themselves in an exceptional way through their constant dedication and persistent efforts, and who have devoted a significant part of their lives to FIAP and the overall development of artistic photography.
- b. This distinction cannot be requested and falls directly under the responsibility of the FIAP Board of Directors. A unanimous vote of the members of the Board is required. The laureate must be holder of the HonEFIAP distinction.
- c. Upon receiving the Lifetime Achievement Award, the recipient will be provided with a diploma, a medal and an ornamental needle.

## 4.4 Honorable Member

- a. This honorary title is reserved for individuals who are not members of FIAP but who have rendered outstanding services or significant support to the Federation. Recipients may include government representatives, cultural promoters, renowned photographers, or other personalities who have contributed exceptionally to the development or visibility of FIAP's mission and values.
- b. This distinction is purely honorary, granted in exceptional circumstances, and does not entail any rights, privileges, or affiliation with FIAP membership. It is not subject to application and should not be considered part of the official system of distinctions awarded to FIAP members.

- c. This distinction cannot be requested and falls directly under the responsibility of the FIAP board of Directors. A unanimous vote of the members of the Board is required.
- d. Upon receiving the honorable membership, the recipient will be provided with a diploma and a medal.

### III. IMPORTANT INFORMATION

#### 1.1 The FIAP Life Card

Any candidate for a photographic distinction of FIAP must be holder of this card. The requests for distinctions must mention in page "A" of the form for distinctions the number of the FIAP Life Card. A copy or scan of the recent card is added on the application.

#### 1.2 The Personal Profile (FP)

Any candidate for a photographic distinction of FIAP must have their Personal Profile on our platform (myfiap.net). The requests for distinctions must mention in page "A" of the form for distinctions the number of the Personal Profile.

1.3 The same work submitted to more than one salon under FIAP Patronage or to FIAP Biennials and the FIAP World Cup for Clubs must always bear the same title. The same capture of an image in Black and white or color must have the same name.

1.4 Works/portfolios "without title" will not be accepted by the Distinctions Service as counting towards applications for distinctions.

1.5 The acceptance of a series of prints or projected images is taken into account as 1 acceptance.

1.6 The acceptances in FIAP youth salons are equal to normal FIAP salons.

1.7 Starting from 2019, accepted images in FIAP Biennials can be used for FIAP distinctions. Starting from 2022, accepted images in FIAP World Cups for Clubs can be used for FIAP distinctions.

1.8 Within reasonable limits national federations have the right to add national requirements for AFIAP and EFIAP distinctions.

1.9 An application fee must be paid to the FIAP Treasurer for each application for a distinction. The amount is determined by the FIAP Board of Directors. The fee is to cover the cost of examining the application and, if the application is granted, the dispatch of the diploma, the badge and new FIAP life card.

Applications will only be processed after the FIAP Treasurer has received the application fee.

Young photographers up to the age of 25 can apply for FIAP Distinctions without having to pay the FIAP Distinctions application fee.

Within reasonable limits, National Federations have the right to charge additional fees for FIAP distinctions.

1.10 All photographic works presented by the candidate for NFIAP to EFIAP/d8 distinctions should be accompanied by a list giving the acceptances, medals and diplomas obtained in

salons under FIAP Patronage (page C of the dossier). The national federations have to verify all the acceptances. Only acceptances/awards that appear in the FIAP Salon files are valid. The FIAP Distinctions Service can ask proof of the acceptances and awards, if necessary.

- 1.11 Whether or not the distinction is awarded, the digital files of the works become part of the artistic patrimony of FIAP. By participating in salons under FIAP patronage or by sending the Portfolios for the FIAP distinctions, the participants (or their parents / legal guardians) declare that they are the authors/owners of the submitted photos, that the material is their original work and that the use, reproduction, distribution and broadcasting of such material by FIAP will not violate anyone else's intellectual property rights. The authors (or their parents / legal guardians) certify that they have the consent or model release from each of any identifiable persons in their photos (and if under age 18, signed by their parent or legal guardian) whenever and wherever required and that they can provide copies of these releases if requested. The authors (or their parents / legal guardians) are binding themselves to authorize at any time FIAP to use and/or publish for non-commercial, educational, promotional or reporting purposes without any compensation, remuneration, royalties or any other payment to them any of the awarded, accepted or rejected photos of the FIAP salons or FIAP distinction applications, always together with the name of the photographer, including but not limited to its websites, newsletters, social media and other electronic or printed materials. This authorization is extended to any future use envisaged within the framework of FIAP activities. FIAP reserves the right to use the submitted digital copies of the images for the same above reasons and under the same above conditions.
- 1.12 By participating in salons under FIAP patronage or by sending the Portfolios for the FIAP distinctions, the authors (or their parents / legal guardians) are explicitly consenting to the personal details they have supplied (including email addresses), being held, processed and used by FIAP for purposes associated with any FIAP activities. They also acknowledge and accept that the status and results of their entry may be made public.
- 1.13 The photographic works must be sent as digital files by "WeTransfer" or similar. Each image must have the following properties: format JPG, 300 dpi, best quality, at least 3.600 pixels on the longest side of the image and having at least 2 MB.
- 1.14 Naming of files:

The following procedure for submitting applications to [fiapdistinctions@gmail.com](mailto:fiapdistinctions@gmail.com) must be carefully adhered to by the FIAP liaison officer. Files should be placed in 4 folders named as below, NOT in folders per applicant.

Folder Name	File Names	Folder Contents
Application Forms	Distinction sought + underscore + UN Code of the Federation (or ILFIAP number) + underscore + Given name + underscore + surname + .xls Example: EFIAPgold_056_Bart_Peeters.xls	Excel application forms.
Submitted Photos	UN Code of the Federation (or ILFIAP number) + underscore + Given name + underscore + surname + underscore + Title of the work + .jpg Example: 056_Bart_Peeters_Sunrise over the hill.jpg	JPG files of the photos being submitted to FIAP with the application.
Scans A and B	UN Code of the Federation (or ILFIAP number) + underscore + Given name + underscore + surname + underscore + Dossier name + .jpg Example: 056_Bart_Peeters_Dossier A.jpg	Scans of the signed Dossier pages A and B from the application forms.

Miscellaneous	UN Code of the Federation (or ILFIAP number) + underscore + Given name + underscore + surname + underscore + document name + .jpg (or pdf) Example: 056_Bart_Peeters_Drivers license.jpg	<ul style="list-style-type: none"> <li>* Proof of residency in the country of lodgement for non-citizens.</li> <li>* List of the names of the applicants and the distinction sought.</li> <li>* The name, address and telephone number to which the Distinctions certificates and pins are to be posted (one single address).</li> <li>* If there are any issues with any of the applications.</li> </ul>
---------------	---	---

- 1.15 By the sole act of submitting his/her application for a FIAP Distinction, the candidate accepts without exception and with no objection that the FIAP decision is final and not subject to appeal.

#### IV. PRACTICAL INFORMATION

- 1.1 The application forms for distinctions are available on FIAP's website [www.fiap.net](http://www.fiap.net) in Excel format, which facilitates downloading and completion by the applicants by "Copy/Paste". It will also enable FIAP to extract the data from these forms without errors when the files are sent by electronic mail.
- 1.2 The national federations are required to group the various applications and to present them to FIAP only once a year. The applications regarding distinctions of category A must reach FIAP at least three months before the national federation wishes to receive the diplomas and badges which have then to be dispatched by the national federation, to the applicants.

Diplomas and badges of Portfolio distinctions (distinctions of category C) are sent 3 times a year to the national federations-which have then to be dispatched by the national federation, to the applicants.

For MFIAP distinctions (distinctions of category B) the closing date is the 1st February each year.

#### V. SOME DEFINITIONS

- a. International salons under FIAP Patronage:  
Any photographic salon organized in accordance with the rules laid down in the regulations "FIAP Patronage" and having been awarded the patronage by the FIAP Patronage Service (mention the patronage number on the forms).
- b. Photographic work:  
Black and white or colour works in the form of prints, projected images, or series of prints or projected images.
- c. Series of prints or projected images:  
A series of prints or projected images to be viewed in a predetermined order and without any sound, or a series of prints or projected images about one subject forming a whole.
- d. Acceptance:  
Any photographic work that has been selected by the jury of the salon for inclusion in the exhibition or projected image presentation or catalogue.
- e. Award:  
Any special recognition given to a photographic work by the jury of the salon in the form of a prize, a medal, an honourable mention or a diploma.

# Distinctions and Image Submission Criteria – Overview

INFO 337/2025

FIAP DISTINCTIONS  
BECOME PART OF IT !

Consult [FIAP DOC 047/2025](#)



Distinction	Acceptances +	Countries **	Works ***
NFIAP	25	5	10
AFIAP	75	15	20
EFIAP	200	20	40
EFIAP/b	400	25	80
EFIAP/s	600	30	130
EFIAP/g	900	35	200
EFIAP/p	1200	40	300

At this stage (after EFIAP/p), all previously received awards will be reset except for those awards obtained one year before having received the EFIAP/p (date of certificate). Those can be used unless they have already been utilized for the EFIAP/p distinction. Starting from EFIAP/d1 authors are obliged to use new photographs.

	Awards +	Countries **	Works ***
EFIAP/d1	50	10	15
EFIAP/d2	100	15	30
EFIAP/d3	200	20	60
EFIAP/d4	350	25	100
EFIAP/d5	500	30	150
EFIAP/d6	650	35	200
EFIAP/d7	800	40	250
EFIAP/d8	950	45	300

Starting from 2026 a photo/work cannot have more than 10 acceptances/awards listed on the application form. Acceptances/awards for salons with patronage numbers earlier than 2026 can have more than 10 acceptances listed. Be advised that no more prints are requested.

Candidates must provide **five** photographic works ... :

for **NFIAP**: at least 2 acceptances in **3 different countries**, (the five provided pictures must have achieved 2 acceptances in 3 different countries and must be mentioned on page A of the application form)

Image 1 : 2 acceptances with 1 acceptance in **country A**  
Image 2 : 2 acceptances with 1 acceptance in **country B**  
Image 3 : 2 acceptances with 1 acceptance in **country C**  
Image 4 : 2 acceptances with 1 acceptance in any country  
Image 5 : 2 acceptances with 1 acceptance in any country

for **AFIAP** and **EFIAP**: at least 3 acceptances in **5 different countries**, (the five provided pictures must have achieved 3 acceptances in 5 different countries and must be mentioned on page A of the application form)

Image 1 : 3 acceptances with 1 acceptance in **Country A**  
Image 2 : 3 acceptances with 1 acceptance in **Country B**  
Image 3 : 3 acceptances with 1 acceptance in **Country C**  
Image 4 : 3 acceptances with 1 acceptance in **Country D**  
Image 5 : 3 acceptances with 1 acceptance in **Country E**

27

2 of 7

FIAP DISTINCTIONS  
BECOME PART OF IT !

Consult [FIAP DOC 047/2025](#)



Distinction	Acceptances +	Countries **	Works ***
NFIAP	25	5	10
AFIAP	75	15	20
EFIAP	200	20	40
EFIAP/b	400	25	80
EFIAP/s	600	30	130
EFIAP/g	900	35	200
EFIAP/p	1200	40	300

At this stage (after EFIAP/p), all previously received awards will be reset except for those awards obtained one year before having received the EFIAP/p (date of certificate). Those can be used unless they have already been utilized for the EFIAP/p distinction. Starting from EFIAP/d1 authors are obliged to use new photographs.

	Awards +	Countries **	Works ***
EFIAP/d1	50	10	15
EFIAP/d2	100	15	30
EFIAP/d3	200	20	60
EFIAP/d4	350	25	100
EFIAP/d5	500	30	150
EFIAP/d6	650	35	200
EFIAP/d7	800	40	250
EFIAP/d8	950	45	300

Starting from 2026 a photo/work cannot have more than 10 acceptances/awards listed on the application form. Acceptances/awards for salons with patronage numbers earlier than 2026 can have more than 10 acceptances listed. Be advised that no more prints are requested.

Candidates must provide **five** photographic works ... :

for **EFIAP/b** to **EFIAP/p**: at least an award in **5 different countries**, (the five provided pictures must have achieved 1 award in 5 different countries) and must be mentioned on page A of the application form)

Image 1 : awarded in **Country A**  
Image 2 : awarded in **Country B**  
Image 3 : awarded in **Country C**  
Image 4 : awarded in **Country D**  
Image 5 : awarded in **Country E**

for **EFIAP/d1** to **EFIAP/d5**: at least 2 awards in **5 different countries**, (the five provided pictures must have achieved 2 awards in 5 different countries) and must be mentioned on page A of the application form)

Image 1 : twice awarded with 1 award in **Country A**  
Image 2 : twice awarded with 1 award in **Country B**  
Image 3 : twice awarded with 1 award in **Country C**  
Image 4 : twice awarded with 1 award in **Country D**  
Image 5 : twice awarded with 1 award in **Country E**

28

3 of 7

## FIAP DISTINCTIONS BECOME PART OF IT !

Consult [FIAP DOC 047/2025](#)



Distinction	Acceptances *	Countries **	Works ***
NFIAP	25	5	10
AFIAP	75	15	20
EFIAP	200	20	40
EFIAP/b	400	25	80
EFIAP/s	600	30	130
EFIAP/g	900	35	200
EFIAP/p	1200	40	300

At this stage (after EFIAP/p), all previously received awards will be reset except for those awards obtained one year before having received the EFIAP/p (date of certificate). Those can be used unless they have already been utilized for the EFIAP/p distinction. Starting from EFIAP/d1 authors are obliged to use new photographs.

	Awards *	Countries **	Works ***
EFIAP/d1	50	10	15
EFIAP/d2	100	15	30
EFIAP/d3	200	20	60
EFIAP/d4	350	25	100
EFIAP/d5	500	30	150
EFIAP/d6	650	35	200
EFIAP/d7	800	40	250
EFIAP/d8	950	45	300

**Starting from 2026 a photo/work cannot have more than 10 acceptances/awards listed on the application form. Acceptances/awards for salons with patronage numbers earlier than 2026 can have more than 10 acceptances listed. Be advised that no more prints are requested.**

Candidates must provide **five** photographic works ... :

for **EFIAP/d6** to **EFIAP/d8** : at least 3 awards in **5 different countries**, (the five provided pictures must have achieved 3 awards in 5 different countries) and must be mentioned on page A of the application form)

Example:

Image 1 : three times awarded with 1 award in **Country A**

Image 2 : three times awarded with 1 award in **Country B**

Image 3 : three times awarded with 1 award in **Country C**

Image 4 : three times awarded with 1 award in **Country D**

Image 5 : three times awarded with 1 award in **Country E**

The corresponding acceptances/awards must be listed on page A of the application form.

# NEW RULES FOR SALON DISCOUNTS, PATRONAGE AND TENURE OF CM

New regulations concerning participation in

FIP Salons and Circuits effective from January 2025

1. There are no restrictions for individual entries irrespective of FIP membership to Salons/Circuits with FIP Patronage.
2. **Only FIP affiliated club members (Valid ) can participate as group of members of that particular club.**
3. An individual can only participate in Salon/Circuit from one Corporate club. If anyone participates from another Corporate club, he/she have to obtain NOC from the previous club.
4. Member who participates from more than one club will face a salon and distinction embargo for 1 to 5 years with no rights to appeal.
5. Discounts mentioned in FIP SALON APPLICATION FORM will be restricted to corporate club only.
6. **All Salon organizers must follow a transparent policy regarding discount to FIP Corporate Clubs. The stated entry fee in the conditions of entry should be uniform for all individual entrants as well as Corporate Clubs.**
7. **Groups, other than valid FIP corporate clubs will not be entitled for discount.**
8. Any Salon/Circuit organizing club providing discount to groups other than FIP Corporate Club or Individual will not be considered for FIP patronage in future.
9. Organizing clubs have the full liberty to seek patronage from any Indian or Foreign group or organization.
10. **FIP patronage will only be considered if FIP is the sole Indian Patronage granting body.**
11. **To encourage organizers of Print Salon the Salon fee for Prints have been reduced to 50 % of existing fee.**
12. **To encourage Corporate membership the tenure of all NEW corporate clubs or renewals of existing CMs will be valid for 5 years at the same fee of Rs. 5100/- . Presently it is 3 years only.**

New Rules for FIP membership and Patronage for Foreign Clubs.

1. Foreign clubs are welcome to seek FIP patronage and membership.
2. A new Form for membership and Patronage is available on our site.
3. By paying USD 50.00 the foreign club can get a non voting membership for one year and a salon Patronage for 4 sections. For Circuits the fee will be USD 75.00 (three Salons).
4. Medals will be available at an extra payment of USD 10.00 for a single medal with one ribbon including postage.
5. All payment must be paid through PayPal with transaction commission of USD 05.00 per transaction.
6. Salon patronage is not a Right but a privilege for any organizer. FIP can deny patronage without citing any reason.

# NEW SALON RECOGNITION FEE STRUCTURE

	OFFLINE JUDGING	ONLINE JUDGING
NATIONAL (DIGITAL)	Rs. 500/-	Rs. 1500/-
INTERNATIONAL (DIGITAL)	Rs. 1500/-	Rs. 2500/-
NATIONAL (PRINT)	Rs. 250/-	
INTERNATIONAL (PRINT)	Rs. 750/-	

## MEDAL CHARGES PER SECTION

(1 Medal + 4 Ribbons per section is mandatory)

National per section for 1 Medal + 4 Ribbons @ Rs. 1250/-

International per section for 1 Medal + 4 Ribbons @ Rs. 1500/-

MAXIMUM CHARGEABLE ENTRY FEE	NATIONAL	INTERNATIONAL
1. Single Salon for all sections	Rs. 500/-	Rs. 1000/-
2. Two Salon Circuit for all sections	Rs. 1000/-	Rs. 1500/-
3. Three Salon Circuit for all sections	Rs. 1500/-	Rs. 2000/-

Organizers are free to charge less but not more than the above charges.

### **CORPORATE MEMBERS to note-**

Tenure of CM is three years at a fee of Rs 5100/- only. If a CM renews the membership without any break the renewal fee will be Rs 4100/- only for 3 years. A break of even a single day will mean a new CM membership at Rs 5100/- only for 3 years and a new membership number. If the club wishes to continue with the same old membership number and has defaulted by a single day they will pay Ra 6100/- only and carry on the same membership number.



# FEDERATION INTERNATIONALE DE L'ART PHOTOGRAPHIQUE

## The International Federation of Photographic Art

---

INFO 313 / 2025 E

The text provided below must be included in the salon rules of events organized under FIAP patronage which contain a "Nature" section.

The new definition which has been worked out together with officials of respective departments of PSA, takes effect immediately.

### FIAP Nature definition

#### Content Guidelines

Nature photography records all branches of natural history except anthropology and archaeology. This includes all aspects of the physical world, both over water and underwater.

Nature images must convey the truth of the scene. A well-informed person should be able to identify the subject of the image and be satisfied that it has been presented honestly and that no unethical practices have been used to control the subject or capture the image. Images that directly or indirectly show any human activity threatening a living organism's life or welfare are not allowed.

The most important part of a Nature image is the nature story it tells. High technical standards are expected, and the image must look natural.

- Objects created by humans, and evidence of human activity, are allowed in Nature images only when they are a necessary part of the Nature story.
- Photographs of human-created hybrid plants, cultivated plants, feral animals, domesticated animals, human-created hybrid animals, and mounted or preserved zoological specimens are not allowed.
- Photographs made where the scene is natural and the animal is unharmed in a carefully managed environment, such as Zoo, rescue centers, and ethically managed natural environment farms are permitted.
- Attracting or controlling subjects through the use of food or sound for the purpose of photographing them is not allowed. Maintained situations such as provided supplemental food due to hardship caused by weather conditions or other conditions beyond the animal's control, where photography is incidental to the feeding of the animal does not fall under this provision.
- Controlling live subjects by chilling, anaesthetic, or any other method of restricting natural movement for a photograph is not allowed.
- Human-made elements shall be permitted under the following circumstances:
  - a) When they are an integral part of the nature story, such as a songbird singing atop a fence post a manmade object used as nest material, or a weather phenomenon destroying a man-made structure.
  - b) When they are a small but unavoidable part of the scene, such as an unobtrusive footprint or track in the background.
  - c) Scientific tags, collars, and bands are specifically allowed.

When photographing at a zoo, sanctuary, or rehabilitation centre, it would be construed that the photographer ensured that it's properly accredited and conforms to best practices.

## **Wildlife Photography**

In addition to the restrictions on nature photography, to be eligible for any Wildlife award and acceptance, images must meet the following conditions:

- Zoological organisms must be living free and unrestrained in a natural or adopted habitat of their own choosing.
- Images of zoological organisms that have been removed from their natural habitat, are in any form of captivity or are being controlled by humans for the purpose of photography are not allowed.
- Botanical organisms may not be removed from their natural environment for the purpose of photography.
- Images that have been staged for the purpose of photography are not allowed.

### **Editing Guidelines:**

Processing or editing must be limited to making the image look as close to the original scene as possible, except that conversion to grayscale monochrome is allowed.

### **Allowed editing techniques:**

- Cropping, straightening and perspective correction
- Removal or correction of elements added by the camera or lens, such as dust spots, noise, chromatic aberration and lens distortion
- Global and selective adjustments such as brightness, hue, saturation and contrast to restore the appearance of the original scene
- Complete conversion of colour images to grayscale monochrome
- Blending of multiple images of the same subject and combining them in camera or with software (exposure blending or focus stacking)
- Image stitching - combining multiple images with overlapping fields of view that are taken consecutively (panoramas).

### **Editing techniques that are not allowed:**

- Removing, adding to, moving or changing any part of an image, except for cropping and straightening.
- Adding a vignette during processing
- Blurring parts of the image during processing to hide elements in the original scene
- Darkening parts of the image during processing to hide elements in the original scene
- All conversions other than to complete grayscale monochrome
- Conversion of parts of an image to monochrome, or partial toning, desaturation or over-saturation of colour

# FIAP Patronage Service

By Romain Nero EFIAP/d1 HonEFIAP  
Director of the FIAP Patronage Service

## New FIAP Patronage Regulations

### New FIAP Patronage Regulations

The new patronage regulations will be mailed out to affiliates soon. Due to some delays in finalizing some of the detail, this document could not be sent earlier in the year, and thus the new regulations will not take effect at the start of 2024 as previously planned. These new regulations will instead become effective for salons/exhibitions which have a closing date AFTER the 30th April 2024.

Some of the changes in the regulations have been implemented as a result of the ongoing collaborative work with the PSA. A new Memorandum of Understanding was recently signed by FIAP and PSA in October that further detailed the agreements being made by both organisations. An article, written by Joanne Stolte, who is both the FIAP Liaison Officer for the USA and the PSA International Partnerships Emissary, can be read in the Events section of this edition of FIAP News.

Here are the major amendments in the new FIAP Patronage regulations:

- a revised FIAP/PSA definition for Nature/Wildlife, that is still being finalised. Set subject definitions are an appendix to the main regulations. This appendix will be published soon.
- applications for new events that only have digital sections, that have not had FIAP Patronage previously, must submit their Patronage application at least 3 months before the event's closing date; if these events have previously been granted Patronage, then they must submit their Patronage application at least 2 months before their closing date;
- applications for any events with print sections must submit their Patronage application at least 4 months before the event's closing date and the salon's entry details and entry process must be available to entrants at least 3 months before the event's closing date; this is in order to give participants sufficient time to send in their works,
- FIAP recommends that organizers do not flood Facebook and other social media sites with marketing posts for their event;
- all judges engaged to judge a salon that is using online judging shall have a minimum of ten (10) days to score images before the award selection meeting;
- For the youth age categories in youth salons the older age category will be for entrants under the age of 25 before the closing date for entries;
- no salon FIAP Patronage fees will be charged for salons exclusively organised for youth and for each of these Youth salons, regardless of the number of sections offered in the Youth Salon; FIAP will also sponsor one set of 3 medals for each of the two age categories in a Youth Salon;

- the “Travel” section will no longer be an option for salons with FIAP Patronage and will be replaced by the option to have a “World in focus” section. The definition for this section is shown below;
- there is a new FIAP/PSA definition for Photojournalism; this is also shown below;  
an author may not enter identical or similar photographs into the same salon; in such case the organiser has to filter these images out before the judging;
- each salon participant cannot receive more than one award per section in the same salon.
- awarded medals must either be engraved by the organiser or, at least, provided with a sticker that includes details such as the name of the participant and the title of the picture for which the award was given;
- pictures created by artificial intelligence are not allowed in any salon with FIAP Patronage! All parts of the image have to be photographed by the author who is holding the copyright of all works submitted. Offenders will be sanctioned for life!  
one person cannot act more than fifteen times a year as member of a jury in a salon under FIAP patronage;  
the text regarding online judging, FIAP INFO 172/2020, has been included in the Patronage Regulations document;  
salons with a printed catalogue have previously needed to send a copy to the FIAP President, FIAP General Secretary, the Director of the Ethics Service and the FIAP Patronage Director; in addition to this, the catalogue must also be sent to the FIAP Salon File Department; please mark these parcels as “a gift, no commercial value”;
- in order to minimise the possibility of entrants being charged duties or taxes when receiving a parcel containing the awarded medals, ribbons or trophies, salon organisers are asked to indicate on any postal and customs declaration that the contents are a “Gift of an inscribed award. No commercial value.”; any place on the forms which require a value to be indicated, should be marked as zero (0) commercial value or the minimum possible if a value above zero is a mandatory requirement.
- the acceptance rates have to be limited to a maximum of 30% in each section.;

### **The New FIAP Definition for “World in Focus”**

Just as with travel and tourism pictures, this section encompasses the full range of photographic genres from architecture, culture, events, food, landscape, portraits, etc. A “WORLD IN FOCUS” image expresses the spirit of an era, the essence of a place or of a culture whether it is shown in an authentic scene or whether it is arranged. Digital manipulation to optimize an image in terms of fine tuning of levels and colours is allowed as long as the image looks natural. The same applies for removal of dust or digital noise. Techniques that add, relocate, replace, or remove any element of the original image, except by cropping, are not permitted.

## **The New FIAP/PSA “Photojournalism Definition”**

Photojournalism entries are images with informative content and emotional impact, reflecting the human presence in our world.

### **Content Guidelines**

- The journalistic (story-telling) value of the image should receive priority over pictorial quality.
- Images that misrepresent the truth, such as those from events or activities arranged specifically for photography, or of subjects directed or hired for photography, are not eligible.
- When Human Interest is specified, those images depict a person or persons in an interactive, emotional or unusual situation, excluding sports action.

### **Editing Guidelines**

Processing or editing must be limited to making the image look as close to the original scene as possible.

#### **Allowed editing techniques:**

- Cropping, straightening and perspective correction.
- Removal or correction of elements added by the camera or lens, such as dust spots, noise, chromatic aberration and lens distortion.
- Global and selective adjustments such as brightness, hue, saturation and contrast to restore the appearance of the original scene.
- Complete conversion of color images to grayscale monochrome.
- Blending of multiple images of the same subject and combining them in camera or with software (exposure blending or focus stacking);
- Image stitching – combining multiple images with overlapping fields of view that are taken consecutively (panoramas);

#### **Editing techniques that are not allowed:**

- Removing, adding to, moving or changing any part of an image, except for cropping and straightening.
- Adding a vignette during processing.
- Blurring parts of the image during processing to hide elements in the original scene.
- Darkening parts of the image during processing to hide elements in the original scene.
- All conversions other than to complete grayscale monochrome.
- Conversion of parts of an image to monochrome, or partial toning, desaturation or over-saturation of color.

## **ALL SALON ORGANIZERS AND WEBMASTERS TO NOTE**

Dear Salon Organizers/Webmasters,

Warm greetings from FIP, Patna, India.

Please be informed that FIAP DOC 033/2021 has been replaced with FIAP DOC 038/2023 E.

The amended undertaking by the entrant to all FIAP Salons will be "I hereby expressly agree to FIAP document 040/2023 E «Conditions and regulations for FIAP Patronage » and FIAP document « Sanctions 038/2023 E for breaching FIAP regulations and the red list ». I am particularly aware of chapter II « Regulations for International photographic events under FIAP patronage » of FIAP document 040/2023 E, dealing under Section II.2 and II.3 with the FIAP participation rules, the sanctions for breaching FIAP regulations and the red list."

FIAP documents 040/2023 E and 038/2023 E must be linked to this paragraph so that participants can consult it.

Please amend your Salon documents accordingly and urgently.

Thanks.

**All new Salon Patronage Application must be accompanied by the draft of Salon Rules including Salon Fee. No Group can be considered as a club hence groups must not be given any award etc.**

**It has come to our notice that some Salon organizers are offering far too many PDF CMs. There must be a fair balance between acceptances, Medals and CMs including Ribbons. FIP has issued a new guideline. The Ratio between FIP Medal and CM/Ribbon must be 10 or below. 1 FIP Medal = 10 FIP Ribbon/CM.**

**Starting from April 2023  
FIP Salons/Circuits can be judged offline/online.  
The period for online judging must be 10 days.  
FIP/FIAP combined Salons/Circuits will be judged  
offline/online as per FIP/FIAP approval.**

# APPEAL TO ALL WEBMASTERS REGISTERED WITH FIP AND SALON ORGANIZERS

## THE 10 COMMANDMENTS

Dear Friends,

FIP is receiving far too many incomplete, wrongly filled up Patronage Forms. Some of the common mistakes are :

1. Genre of theme not mentioned.
2. SDAS details not furnished. If it is a circuit all the participating clubs' SDAS must have been furnished.
3. The current Patronage form is Version VIII available in 2024 issue of Viewfinder.
4. FIP membership status of all the jury members must be filled up.
5. Preliminary round of online judging should be completed within the 1st 10 days.
6. Online link for the Award round must be shared with the Team Salon Saathi. Salon Saathi members participating in the Salon will be relieved of this responsibility.
7. Screen Shots of Zoom/Google Award meeting showing all the Jury members preferably with Chairperson must be sent to Team Salon Saathi.
8. While the Salon organizers are free to fix their entry fees, I see exorbitantly high entry fee being levied by some of the reputed Salon organizers.
9. The Salon Patronage form has been changed. The current one is Version IX and printed in the current issue of Viewfinder. Please make sure that you do not use any other previous versions to avoid unnecessary communications and delays.
10. All Salon organizers are duty bound to have a formal exhibition of the Print/Digital work. They must formally send an invitation to FIP who will delegate a dignitary to represent FIP in the Inaugural function of the Exhibition.



## FEDERATION OF INDIAN PHOTOGRAPHY

9A, Arya Kumar Road, Rajendra Nagar, Patna - 800016  
 M: 9835021092 / 9431063606 (Rajiv)  
 Email: [barunks@hotmail.com](mailto:barunks@hotmail.com) / [federationofindianphotography@gmail.com](mailto:federationofindianphotography@gmail.com)  
[www.fip.org.in](http://www.fip.org.in)

**Space for FIP Office only:**

FIP No.:	Date:	Paid:	Amount:
<b>Secretary General FIP/ Salon Overall Control</b>			

**Information to be furnished by the Salon Organising Corporate Member:**

1. Name of the Salon / Circuit						
2. National / International / Circuit Salon						
3. Postal address of the Organising Club / Association, including Email and Mobile/Landline Phone number						
	<b>Mobile:</b>		<b>Email:</b>			
4. Corporate Membership No. of the Organiser with Expiry date of its Membership *.	CM		Expiry Date			
	Corporate Membership No.		DD		MM	
			DD		YYYY	
5. Whether the Mandatory information of SDAS sent for the immediately preceding Salon?	<b>Last SADS</b>	<b>SADS Sent on</b>	<b>Last Catalog</b>	<b>Catalog Sent on</b>	<b>Exhibition Date</b>	<b>Exhibition Venue</b>
6. Sections in the Salon / Circuit?  <i>Enter Theme Name (only if Theme option is selected)</i>	<b>Section 1</b>	<b>Section 2</b>	<b>Section 3</b>	<b>Section 4</b>	<b>Section 5</b>	<b>Section 6</b>
7. If it is a Circuit, name the Participating Photographic Clubs	<b>Club / Corporate Member</b>				<b>CM No.</b>	<b>Expiry Date</b>
	1					
	2					
	3					
	4					
	5					
	6					
8. <b>Salon recognition fee:-</b> National digital Salon with Offline judging Rs. 500/- . Online judging Rs. 1500/- . International Digital Salon:- Offline judging Rs. 1500/- . Online judging Rs. 2500/- . 50% discount on above charges for on Print Salons.	<b>Amount</b>	<b>Date</b>	<b>Transaction No.</b>		Paid by	
	<i>Please attach a copy of the transaction receipt or payment proof to the application email</i>					
9. Whether Fee for Mandatory FIP Medal has been paid? (Section-wise: National @ Rs.1250/- & International @ Rs.1500/-)	<b>Amount</b>	<b>Date</b>	<b>Transaction No.</b>		Paid by	
	<i>Please attach a copy of the transaction receipt or payment proof to the application email</i>					
10. Required Medals	<b>FIP Medal</b>	0	<b>FIP Ribbon</b>	0		

*The Corporate Membership should be valid at least ?If all the Prints, Medals & or Salon Catalogues etc are despatched to the Salon Participants & the FIP / FIAP We hereby confirm that:*

1. We have carefully studied the FIP Regulations for Salon Recognition and declare that we shall in our own interest and also in the interest of the Entrants to our Salon, strictly abide by these Regulations (including Para 9.3).
2. We submit herewith both the Salon Schedule and the Final Entry Form of our Salon.
3. We are aware that in case of any lapse on our part, our Salon Recognition is liable to be cancelled.
4. We agree to send a copy of our Salon Catalogue within a period of one month from the closure of our Exhibition to each of the following FIP Officials: (i) President (ii) Vice President (iii) Secretary General (iv) Treasurer and (v) Working Committee Members (and in case of FIAP Recognised Salon - also to the concerned FIAP Officials as per their Advice / Guidelines).
5. We also agree to send soft copies of the Lists of (a) Awards and (b) Acceptances in M. S. Word / Excel format, within a week after the announcement of our Salon Result to the FIP's Hony. Secretary General and the Chairman Who's Who Division.

**Secretary's Signature**

**Chairperson's Signature**

<b>Secretary's Name</b>	
<b>Name of Corporate Member</b>	
<b>Mobile No.</b>	
<b>Email</b>	

<b>Chairperson's Name</b>	
<b>Name of Corporate Member</b>	
<b>Mobile No.</b>	
<b>Email</b>	

Please make sure that your Corporate Membership is active till the last Salon responsibility as per your Salon Calendar, if not, please get it renewed.

Important Dates of the Salon / Circuit (Salon / Circuit Calendar)	<b>Closing</b>		<b>Exhibition</b>	
	<b>Judging</b>		<b>Catalog/Award</b>	
	<b>Result</b>		<b>SADS</b>	

**JURY:**

All the Members of Jury (including Alternate ones) must possess Distinctions from globally renowned Photographic Bodies such as FIP/FIAP/RPS/PSA etc. In case of a Circuit Salon, each leg (of salon) must have a separate set of Judges including an alternate Judge. No person should act as a Jury in two Salons of the same Circuit.

I hereby confirm that Email consent has been obtained from the listed jury members with the following statement. I have read and understood the FIP rules and guidelines (July 2022) and I have agreed to follow in spirit and letter in the Salon judging.

All your jury members must be either LM/IM (Valid) of FIP.

<i>Secretary's Signature</i>	<i>Chairperson's Signature</i>
------------------------------	--------------------------------

Patronage or recognitions sought from other bodies	FIAP	PSA	RPS	GPU	APU	Other
--	------	-----	-----	-----	-----	-------

**IMPORTANT!!!** Select Mode of Judging

Jury Name & Distinctions (FIAP/FIP)	Sections	LM/IM No.	CM Name / No.	City & Country	Email	Mobile No.
1						
2						
3						
4						
5						
6						
7						
8						
9						
10						
11						
12						
13						
14						
15						
16						
17						
18						
19						
20						

Name of Alternate Juries, if any, must be shared with FIP at the time of patronage application. (Please use separate piece of paper). Alternate Juries can only be used if 1 or more regular jury is not available.

Secretary's Name

Chairperson's Name

Complete Postal Address	
Mobile No.	
Email	
Webmaster's Name	
FIP Registered ?	Yes
Mobile No.	
Email	

Complete Postal Address	
Mobile No.	
Email	
Website	
Normal Fee	
Discounted Fee	
Club Discount	

*Secretary's Signature*



## FEDERATION OF INDIAN PHOTOGRAPHY

9A, Arya Kumar Road, Rajendra Nagar, Patna - 800016  
M: 9835021092, 9431063606 (Rajiv)  
Email: [barunks@hotmail.com](mailto:barunks@hotmail.com)  
[federationofindianphotography@gmail.com](mailto:federationofindianphotography@gmail.com)  
[www.fip.org.in](http://www.fip.org.in)

With reference to your application dated \_\_\_\_\_ seeking FIP recognition for your National / International Circuit / Salon we have pleasure in granting the Recognition to your Salon.

Please note this recognition is Provisional, and it may be cancelled, if any serious lapse is detected on your part in of the Regulations specified.

Date: \_\_\_\_\_

For the Federation of Indian Photography Salon Recognition: Overall Control

F. I. P. Recognition Reference No. **FIP/2026/**

(Please quote the FIP Salon Recognition Number on your Entry Form & Catalogue)



## FEDERATION OF INDIAN PHOTOGRAPHY

(Uniform Practices Form No. 3) Salon Recognition  
9A, Arya Kumar Road, Rajendra Nagar, Patna - 800 016

### Regulations for Photographic Associations seeking FIP Recognition

#### 1. Definition:

1.1 The Salon should be open to everyone from all the States in India, irrespective of their sex, age and status and in some cases to foreigners as well.

#### 2. Exhibition:

2.1 Wherever possible the Salon Committee shall make arrangements with local Art Museums or other equally appropriate Institution which are regularly open to the Public for the display of the exhibits.

#### 3. Jury:

3.1 The Jury should consist of either three or five Judges, carefully chosen as being capable of selecting Prints/Digital Images of salon quality.

3.2 All jury members must be either LM/IM (Valid) of FIP.

3.3 Jury members should represent a cross section of photo artists. Salon organising committee members will not participate as an entrant. FIP member clubs, organising a Salon may allow its members to participate in their own Salon provided majority (67%) of the jury members are from outside the club. All jury members from the same club is allowed provided the members of the club are not participating.

(N.B.: An adequate number of Nature workers should be included as the Jury for judging Nature Entries.) All the Judges must be distinction holders from globally renowned Photographic Bodies such as FIAP, RPS, PSA, FIP etc.

#### 4. Website :

4.1 All entries must be invited using a software on a specific website which must be active 3 months before the closing date and one year following the publishing of the results.

4.2 Entries cannot be invited through Emails.

4.3 Webmaster MUST be registered with FIP and a member of FIP.

4.4 Webmasters of a salon can act neither as a jury member or an entrant in that Salon.

#### 5. Number of Entries:

5.1 The following maximum number may not be exceeded in any Section:

S. No.	SECTIONS PRINTS (PPD)	CODE	MAXIMUM number
A)	Monochrome (Pictorial) Prints (Large or Small)	MP	4
B)	Colour (Pictorial) Prints (Large or Small)	CP	4
C)	Nature Print	NP	4
D)	Wild Life Print	WLP	4
E)	PJ Print	PJP	4
F)	Photo Travel Print	PTP	4
<b>[DIGITAL / PROJECTED IMAGE]</b>			
G)	Open Monochrome (PIDM)	M	4
H)	Open Color (PID C)	C	4
I)	Nature (ND)	N	4
J)	Wild Life (ND WL)	WL	4
K)	PJ (PJD)	PJ	4
L)	PT (PTD)	PT	4
M)	World in Focus (WIF)	WIF	4
M)	Theme, if any	TH	4

- 5.2 **N.B.:** Salon Organisers /Exhibitors will follow ONLY THIS CODE.
- 6. Presentation of entries for judging:**
- 6.1 All the entries without exception should be presented to the Jury for appraisal.
- 6.2 The room in which judging takes place should be well lighted. (**N.B.:** A reading of 15 to 20 foot candle power is considered adequate.)
- 6.3 The prints should be presented to the Jury in the order of their size (beginning with the smaller ones), so that they will be judged by size groups, at the most suitable viewing distance.
- 6.4 The Digital / Projected Images (PID) should be judged by projection only, assuring good screen brightness, either on a large screen (preferred) or on Laptops to Individual Jury members.
- 6.5 At no time shall an Individual entrant's entries be judged consecutively.
- 6.6 The Jury may examine only the Front view of Prints by holding them in hand for detecting further fineness or defects, if any.
- 7. Decision of the Jury:**
- 7.1 The decision of the Jury, whether numerical rating or otherwise, may be marked on an easily removable sticker on the back of the print.
- 7.2 After the judging is over, the participants should be notified of the Final Result (i.e. Award / Acceptance / Rejection),and if possible along with the individual Entry scores.
- 7.3 The decision of the Jury is final and binding to all. Even organisers cannot question or change the jury's decision, however a score of 1 may have to be explained to the author why it has been disqualified. Therefore the jury members are requested to score 1 only following proper scrutiny including review of RAW or Original JPEG file if in doubt.
- 8. Acceptance Labels:**
- 8.1 Each accepted entry should be awarded a distinctive sticker (label), which may however be NOT AFFIXED TO THE ENTRY.
- 9. CATALOGUE AND ENTRY FORM:**
- 9.1 The Salon Organisers shall prepare Salon Catalogue(Printed / PDF / CD as the case may be) listing the Exhibitors & their Entry, strictly in the alphabetical order of their Surname. After the Author's name only the internationally recognised Distinctions such as those of FIAP, RPS, PSA and FIP may be mentioned.
- 9.2 Every entrant should receive an illustrated Catalogue in which the **FIP Message** (given on the last page of this Document) should be prominently published. Printed/PDF Catalogues are in order if that is the only form of Catalogue and mentioned so in the Entry Form.
- 9.3 The fact that the salon has received 'FIP recognition', should be mentioned both in the Catalogue and also on the Entry Form quoting the allotted 'FIP recognition number' along with the FIP emblem. The FIP Message given on the last page of this Document should be prominently printed in the Salon Catalogue.
- 10. Schedule:**
- 10.1 It is essential that the Entry Forms be mailed not later than sixty (60) days before the closing date. The closing date should be boldly marked at the bottom of the first page of the Entry Form.
- 10.2 The total time lapse between the closing date for receipt of entries and the closing date of the exhibition, in no case should exceed 70 days. (Salons scheduled for display / projection in more than one city, may have 15 days more for each additional showing).
- 10.3 The Notification cards shall be emailed / despatched strictly as per the announcement of Salon Schedule.
- 10.4 The posting of the Catalogue to the entrant should be not later than 70 days from the date of Closing for receipt of entries.
- 10.5 The awards won by the exhibitor shall be sent to him not later than the return of his or her entries.
- 11.** The language of the Entry Form, Notification and the Catalogue shall be English, even if regional languages are also used.
- 12. Return of Prints and Slides:**
- 12.1 Whereas the Print entries should be returned in their original packing, however, if it is found to be inadequate to ensure safe return, as a matter of courtesy to the entrant the Organisers should use fresh packing material.
- 12.2 Entries should be returned by '**Registered Post**' only.
- 13. Originality:**
- 13.1 All monochrome work should be the sole, unaided work of the entrant, except mounting.

**14. Titles of the Entries:**

14.1 It should be in English and should not be changed from salon to salon. N.B. Entries with 'No Titles' or with 'Numerical titles' may be rejected and in any case, will NOT be counted for 'Star Rating' or 'Who's who'.

**15. General:**

A salon Catalogue should be sent separately to the following:

- 15.1 The President - FIP
- 15.2 The Vice President - FIP
- 15.3 The Secretary General - FIP
- 15.4 The Treasurer - FIP
- 15.5 The Secretary, Indian Who's Who Division
- 15.6 The Secretary, Indian Star Rating Division
- 15.7 The Secretary, Salon Control Division
- 15.8 All the Working Committee members

(Their respective addresses are available in every issue of the VIEWFINDER).

(Please Note: It is fully within the competence and jurisdiction of the Secretary General of the F.I.P. to modify these regulations if and when found necessary.)

**N.B.:** The Salon Organisers may please keep these Regulations in their Records for reference in future.

**16. Responsibility of FIP:**

16.1 The grant of Recognition to any photographic event by the FIP does not imply that it is / will be liable or responsible for any faults or wrongdoings committed, if any, by the organizers towards participants and/or third parties. In such an eventuality the sole responsibility for such a fault shall lie with the Organisers of the Photographic event.

**17. Copyright:**

17.1 FIP shall not bear any responsibility either for copyright infringement of any element (image, audio, video) in the Printed /Digital catalogue or for unlawful/mis-representation of any person or place included or appearing in the submitted works.

18. In accordance with the best International practice, FIP disapproves inclusion of any specific Acceptance rate in the Salon Regulations, which can be defined only after the Judging is over but it should not be more than 30%.(Effective from 30th April 2024)

**19. Salon Surveillance**

A committee of senior FIP officials and webmasters will keep a close watch on all activities of all salons under FIP patronage. They will contact the organisers through email or cell number. Refusal to cooperate will be noted and scored against the organisers.

Salons in future will be given ranking based on these feedbacks and adherence to salon Calendar, specially posting of SDAS and awards will be very important.

FIP doesn't plan or wish to put road blocks on the path of salon organisers but we also have to look after the interest of all the entrants, the FIP and the FIAP.

**20. INFO 260/2023 which is FIAP's latest advisory prohibiting "Pictures generated by AI" in Salons under FIAP Patronage.**

**This message MUST be printed in the Salon Catalogue**



FEDERATION OF INDIAN PHOTOGRAPHY

**[www.fip.org.in](http://www.fip.org.in)**

The Central National body of Photography in India  
Affiliated to

**FEDERATION INTERNATIONALE DEL'ART PHOTOGRAPHIQUE**

By joining the **FIP**,  
you are indirectly a member of FIAP,  
getting all the advantages and facilities

FIP Photographer of the Year Contest, FIP Youth Photographer of the Year Contest

Colour & Monochrome Print Contest,

Colour PI Contest • Inter Club Competitions • Photographic Education,

Nature & Pictorial Divisions • Who's Who and Star Rating Division

Photographic Workshops and Demos,

National & International Salon Recognition

More than 250 Salons were recognised by FIP in the year 2019.

5 Different countries have sought and got FIP recognition for their Salons.

And more than this, only access to the FIAP's International Photographic

Honours such as:

AFIAP, EFIAP, EFIAP Levels, MFIAP, ESFIAP and Hon. EFIAP

National Honours like AFIP, EFIP, EFIP Gold, EFIP Platinum, MFIP, ESFIP, ESFIPC

EFIP Gold (Nature), EFIP Platinum (Nature), MFIP (Nature), Hon. MFIP (Nature), Hon. FIP

GFIP, GFIP/Pratham, GFIP/Uttam, GFIP/Sarvottam

Write to

**DR. B.K. SINHA**, MFIAP, EFIAP/p, GMPSA, ARPS, Hon. EFIAP, ESFIAP, Hon. FIP, Hon. MFIP (N), Hon. YPS

9A, ARYA KUMAR ROAD, RAJENDRA NAGAR, PATNA-800 016  
[barunks@hotmail.com](mailto:barunks@hotmail.com); [federationofindianphotography@gmail.com](mailto:federationofindianphotography@gmail.com)

Cell No. : 9835021092

Website : [www.fip.org.in](http://www.fip.org.in)

# FIP DEFINITION OF DIVISIONS AND SECTIONS

## PID Colour

The subject matter is unrestricted for PID images in separate colour and monochrome section. There may be a theme specified for some PID Salons and the exhibition's definition of the theme should be consulted with the organizer.

**In accordance with Para II.8 E of FIAP Document 048/2025 E "Pictures created by artificial intelligence are not allowed in this salon ! All parts of the image have to be photographed by the author who is holding the copyright of all works submitted. Offenders will be sanctioned for life!"**

All elements of the image must have been shot by the author. All parts of the image including graphics have to be photographed by the author holding copyright of his submitted works. Use of some filters available on net is permissible.

Same images either colour or mono in two different section of the same Salon will result in disqualification for both the images.

## Monochrome Definition:

An image is considered to be Monochrome only if it gives the impression of having no colour (i.e. contains only shades of grey which can include pure black and pure white) OR it gives the impression of being a greyscale image that has been toned in one colour across the entire image. (For example by Sepia, red, gold, etc.)

## Nature Photography definition:

Nature Photography is restricted to the use of the photographic process to depict all branches of natural history, except anthropology\* and archaeology\*, in such a fashion that a well-informed person will be able to identify the subject material and certify its honest presentation. (Suggested\*: An example will be helpful to the New Jury).

The story telling value of a photograph must be weighed more than the pictorial quality while maintaining high technical quality.

1. Human elements must not be present, except where those human elements are integral parts of the nature story such as nature subjects, like barn owls or storks, adapted to an environment modified by humans, or where those human elements are in situations depicting natural forces, like hurricanes or tidal waves.
2. Scientific bands, scientific tags or radio collars on wild animals are permissible.
3. Photographs of human created hybrid plants, cultivated plants, feral animals, domestic animals, or mounted specimens are ineligible.

4. Techniques that add, relocate, replace or remove any element of the original image, except by cropping, are not permitted. Conversion to infrared, either by digital technique or by original technique is not allowed. Stitching of two or more image is not permitted.
5. Complete conversion to grey scale Monochrome is allowed but without partial or complete toning.
6. It is perfectly legal to remove dust, flares or digital noise. Minor global colour / tone correction is OK as long as it is not selective and the final image looks natural but not dramatic. Dodge and Burn tool is for you only but use it judiciously. Selective darkening of background is prohibited. Techniques like panning, slow shutter speed or in-exposure zooming are part of your creativity. Use of filters like Polarizers and NDs are ok.
7. Drone Photography in the National Parks of India is illegal except with prior written permission from the concerned authorities. Drone images of Wild animals will be disqualified.
8. Welfare of the subject is extremely important. Use of live bait is totally prohibited. Relocated nest is a big NO NO and jury members should not award Nest images.

Images entered in Nature section meeting the Nature Photography Definition above can have landscapes, geologic formations, weather phenomena, and extant organisms as the primary subject matter. This includes images taken with subjects in controlled conditions, such as zoos, game farms, botanical gardens, aquariums and any enclosure where the subjects are totally dependent on man for food.

## **Wildlife**

Where exhibitions or competitions have a Wildlife Section or are giving a Wildlife Medal the following applies:

Images entered in Wildlife Sections meeting the Nature Photography Definition above are further defined as one or more extant zoological or botanical organisms free and unrestrained in a natural or adopted habitat.

Landscapes, geologic formations, photographs of zoo or game farm animals or of any extant zoological or botanical species taken under controlled conditions are not eligible in Wildlife sections.

Wildlife is not limited to mammals, birds and insects. Marine subjects and botanical subjects (including fungi and algae) taken in the wild are suitable wildlife subjects, as are carcasses of extant species.

## NEW POLICY FOR FIP RECOGNIZED SALON ON PTD & WIF SECTION

1. Organisers only seeking FIP approval will be free to chose from PTD and or WIF and acceptances and awards received will be valid for FIP distinctions
2. Organisers seeking FIP and FIAP approval will only get approval for WIF
3. Organisers seeking FIP. FIAP as well as PSA can have approval of both sections but for FIAP only WIF will count.

### Photo Travel guideline for FIP:

1. A travel image depicts features of a culture, place or people as found naturally, anywhere in the world.
2. Portraits, close-up shots, and images of groups or objects should contain contextual elements that reflect the surrounding environment or location ensuring that the image doesn't appear staged or artificially arranged.
3. The image should not be a SET UP image and it should not be a directed image.
4. It should not be from a PHOTO WORKSHOP where a troupe dances for the workshop organizer or HORSES are made to run in dust or water or an individual shows his acrobatics on payment of a fee.
5. Many monasteries have religious festivals with dances etc and it is perfectly legal to submit such images though you may have paid an entry fee. Same is true for ballet and other stage shows.
6. Images shot at fairs where the subject is obviously posing for you, with or without payment, is only good for pictorial section. On the other hand a candid image is good for PT section. 28 VIEWFINDER FEBRUARY, 2024
7. Techniques that add, relocate, replace or remove any element of the original image, except by cropping, are not permitted. Conversion to infrared, either by digital technique or by original technique is not allowed. Stitching of two or more image is not permitted.
8. Complete conversion to grey scale Monochrome is allowed but without partial or complete toning.
9. Digital correction of distortion is acceptable.
10. It is perfectly legal to remove dust, flares or digital noise. Minor global colour / tone correction is OK as long as it is not selective and the final image looks natural but not dramatic. Dodge and Burn tool is for you only but use it judiciously. Correction of perspective is perfectly legal. Techniques like panning, slow shutter speed or in exposure zooming are part of your creativity. Filters like Polarizers and NDs are ok but star effect or rainbow filters are illegal.

11. Drone photography is OK as long it is legally permissible in that part of the world. In India use of DJI Mavic Mini model of Drone is perfectly legal, except in areas where Drone Photography is prohibited by the authorities like National Parks etc.
12. Finally, be sensitive to the community or people whom you are shooting. Care for your subjects and care for your fellow photographers as well. If someone doesn't wish to be photographed, please respect the person's feelings and greet her or him with a sweet smile before parting ways.

### **The New FIAP Definition for “World in Focus”**

Just as with travel and tourism pictures, this section encompasses the full range of photographic genres from architecture, culture, events, food, landscape, portraits, etc. A “WORLD IN FOCUS” image expresses the spirit of an era, the essence of a place or of a culture whether it is shown in an **authentic scene or whether it is arranged**. Digital manipulation to optimize an image in terms of fine tuning of levels and colours is allowed as long as the image looks natural. The same applies for removal of dust or digital noise. Techniques that add, relocate, replace, or remove any element of the original image, except by cropping, are not permitted.

### **Photojournalism Definition:**

1. Photojournalism entries should be images with informative content and emotional impact, reflecting the human presence in our world. The journalistic (story-telling) value of the image shall receive priority over pictorial quality. In the interest of credibility, images that misrepresent the truth, such as those from events or activities specifically arranged for photography or of subjects directed or hired for photography, are not eligible.
2. Techniques that add, relocate, replace or remove any element of the original image, except by cropping, are not permitted. The only allowable modifications are removal of dust, scratches or digital noise, restoration of the existing appearance of the original scene, sharpening that is not obvious, and conversion to grey scale monochrome. Derivations, including infrared, are not eligible. All images must look natural.

### **Human Interest Definition:**

Human Interest images depict a person or persons in an interactive, emotional, or unusual situation, excluding recreational or sports action.

# Salon Scoring System to be followed by all FIP Salons

## Primary and Award rounds

### PRIMARY ROUND

1. Score of 1 is reserved only for images which transgress the barrier of the Section in which the image has been entered for or if there is a Water Mark on the image disclosing the ID of the Author even in a remote manner.
2. Score of 2 is marked when a Jury thinks the Image is not worth exhibiting in that Salon.
3. Score of 3 is marked when a jury thinks the image is good for exhibition as long as other jury members concur.
4. Score of 4 is marked when a jury thinks the image is definitely worth exhibiting and may even be considered for Award as well.
5. Score of 5 is marked when a jury recommends the image for Award in no uncertain way.

Jury members are well within their rights to consult among themselves during the primary round. For any suspicious image jury panel is free to ask the author for RAW/JPEG sequence files with a short note explaining the enquiry. If the time is short the Chairman can call the author. Sometimes the author may be traveling therefore the author may take 5 to 10 days for compliance.

### AWARD ROUND

In India and FIP we generally follow the system of 16 (5) to 25 marks

1. During the Award round the number of selected images are generally three times the number of Awards. Maximum an Image can score is 75 and generally speaking there is no discussion if only one image has scored the highest mark.
2. In case of a tie-break, the jury members can discuss among themselves and with consensus they have the right to down score / upgrade the marks awarded to an Image to finalize the winner.
3. During the Award round the Images need to be scrutinised carefully for any violations of Salon and Section rules and infringements. Some violations are obvious and immediate actions are taken. For some, it is imperative to ask for the RAW or original serial JPEG files.
4. Till the Award round is over the author's name is not disclosed to anyone.

Role of the Organizer and Web Masters (Web Masters are part of the Organizing team)

1. It is the Organizers Solemn duty to safeguard the interests of the Entrants. Make no mistake, it is an Entrants' show.
2. Non jury members present during any Jury session should never prompt in any way.
3. The judging ambience should be as per the standards mentioned in the rule books. The rooms should be well lighted and standard facilities for men and women jury members should be made available.
4. Separate place for smokers is mandatory and so is regular supply of Soft Drinks/Tea etc.

5. Guests and club members are welcome to watch the scores being marked by the jury members without interfering in any way.
6. The Salon / Circuit Chairperson is the supreme authority and in any case of dispute he or she has the veto power but scores of 2-5 and awards cannot be challenged by the chair.
7. Before commencement of Jury Session, the Chairman shall provide each Jury Member a printed copy of the above scoring Guidelines and inform / remind them to award the Score 1 strictly as per the Guidelines.
8. In any FIP recognised Salon if an author has received a score of 1 on any of his/her Image, the Author may seek a clarification on the same from the Organizers and the latter shall have to provide the clarification in writing to the Author with copy to the FIP.
9. All Salon Organizers can have only 1 (one) 'Chairperson choice award' per Section. This Award MUST be selected from the Images selected in the AWARD ROUND only. This must be clearly mentioned in the Salon Rules.
10. DISCOUNTS are the integral part of Indian Society. All discounts must be clearly mentioned in Salon rules and regulations. FIP Salons provide 30 % discount to all Senior citizens, Female entrants and Disabled and youths as well by default. Group discount is also limited to 30% of the fee. Individual organizers are free to provide more or less discounts BUT it must be clearly mentioned in the Salon rules. Violations will attract sanctions lasting up to 3 years or even more. FIP "Salon Saathi" has a strong network and can smell murky deals easily. Remember, it was FIP which smelt the foul play in MPC Salon 3 years ago and alerted FIAP and PSA.
11. FIP will NEVER ask for your bank statement as we believe it is an infringement of your privacy and rights.
12. Over all Acceptance MUST NOT be more than 30% of total entries received in each section.
13. Any violations of Salon or Section Rules should be promptly referred to FIP with complete evidence.
14. FIP has an active Ethics and Disciplinary Committee in place. I reassure all concerned that this committee is NOT a TLT (Tooth Less Tiger) and we SHALL not hesitate from taking action against any one, if found guilty beyond reasonable doubt.
15. Members of the Organising Committee and Web Masters should NOT be the Jury member.
16. Organising club can have its members as Jury but members of the club cannot participate if more than one Jury members are from the same club.
17. Jury members cannot participate in the same Salon or a Circuit (Any leg of a Circuit).

18. All jury members must have proper qualification and appropriate experience with distinctions and honours from FIP/ FIAP/RPS and PSA
19. FIP (Form 3) is being redesigned to have Section wise names of the Jury members. Nature is the most technical section and hence Nature section MUST have at least two experienced Nature Jury members. Sooner than later, this requirement will change to three as FIP is planning for Accredited Nature Salon Jury members.
20. All potential jury members are here by reminded that they are entitled to be on the jury panel of 15 International FIP/FIAP patronage Salon. They are also entitled to 10 FIP National only patronage Salon.
21. All FIP patronage applications for National Salons must reach the FIP office 3 months before the closing date. For International Salons must apply 6 months (180 days) in advance before the proposed closing date and following Calendar schedule should be followed:
  - 1) Launching of Website 60 days before the Closing date.
  - 2) Jury meet within 15 days of the Closing date.
  - 3) Declaration of Results 15 days from Jury meeting.
  - 4) Individual score cards should be sent to the individual entrant's mailbox within 3-5 days of result.
  - 5) Following the Results the entrants can only request for minor changes in titles and names. Complete change of title or author's name is strictly forbidden, whatever may be the compulsion.
  - 6) SDAS 30 Days from Result.
  - 7) Exhibition and Awards within 70 days of Result.
  - 8) Salon Closure report to FIP within 75 days of the Result. This is not SDAS.
  - 9) Web site, e mail ID and cell numbers of the contacts should be valid for at least one year.
  - 10) Every Salon organizer must publish a catalogue, Printed or PDF, which should be either sent to all entrants or it should be available on Salon's website for atleast 1 year.
  - 11) Web site should have 'STATUS' tab on the front page.
  - 12) Calculation for the best Entrant Award for FIP Salons

**Points**

Acceptance	1
CM	1
FIP and other patronizing bodies HM	2
Club Bronze Medals	3
Thematic cash Award	4
Bronze Medal by International Patronizing Body	4
Club Silver	4
Silver by International Patronizing Body	5
Club Gold	5
FIP Gold + Other International Patronizing Body Gold	6

## GUIDELINES

All potential Salon organizers are hereby requested to send the **SOFT COPY** of the Salon Recognition Form on [barunks@hotmail.com](mailto:barunks@hotmail.com) only. [federationofindianphotography@gmail.com](mailto:federationofindianphotography@gmail.com) is NOT checked on daily basis.

A Salon held in India is a National Salon as long as it has only FIP recognition. Foreigners may participate but the status will remain National.

All FIP salons from now onwards are open to participation by foreigners. Salons accepting foreign entries will be treated as international for Salon Recognition fee. Already few foreigners have taken our distinctions. For them the acceptance criteria in National Salons is waved off. In the near future this waiver will be withdrawn and will benefit the National Salon Organisers.

### FIP recognised photographic courses

FIP is always willing to help the clubs who run photographic courses. Since the clubs earn a decent money it is but logical that FIP gets a fair share of the earnings. FIP is aware that some clubs are indulging in all kind of tricks to avoid paying the full amount due to FIP. I wish to tell such clubs and their worthy officials that “ **your club may become rich by denying few thousand bucks to FIP but believe me FIP will not become poor by your acts** ” and your lost goodwill and credibility will be worth 100 times more the amount for which FIP was taken for a ride.

From April 2020 all new courses registered with FIP will be charged Rs. 10,000.00 as registration fee per batch upto 20 students. If the number of students are more than 20, Rs. 500 per student will be charged.

1) 25 students x Rs. 500.00 = 12,500.

2) 30 students x Rs. 500.00 = 15,000 and so on.

At the end of the course FIP will furnish certificates to all the registered students only. All the certificates will be printed by FIP in a similar design. FIP logo and the corresponding club's logo will be there with two signatures from the club and one from FIP.

Secretary General will NOT pen his signature on any other certificate.

**FIP is fully aware that some clubs are using FIP logo on their course certificate illegally. I hope this unethical practice will stop in future.**

## **JURY PRIVILEGE**

All potential jury members are hereby reminded that they are entitled to be on the jury panel of 15 International FIP/FIAP patronage Salon. They are also entitled to 10 FIP National only patronage Salon.

## **GUIDELINES FOR NEW SALON ENTRANTS**

Salon Photography is one of the most rewarding form of photography and if followed seriously will lead to almost certain improvement in your photography. But pitfalls are there. With the lightroom, photoshop and other editing tools available so easily that a new comer starts using them for all genre of photography which leads to disciplinary action which is totally preventable.

FIP emphasizes and request all photographers, whether a new comer or a seasoned one to use the editing software with discretion.

Even the slightest manipulation (removing or adding any element) in Nature, Travel, World in Focus and Photojournalism sections are strictly forbidden. Global colour and tone correction, Judicious use of dodge and burn tool is allowed and so is removal of sensor dust and noise. Cropping is your right. Never use clone tool.

In the pictorial sections of colour and monochrome there are no such restrictions.

The bottom line is “you must have the RAW file or Serial JPEG file” before you contemplate to enter your image in a Salon.

Not knowing the rules and regulations is not an excuse.

Follow the above guidelines and enjoy your Salon photography.

## Attention

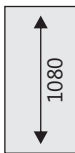

Payment received by FIP : All payment to FIP must be done online only. Our bank details are mentioned on the membership form.

**FIP Salon organisers :-** Please note that FIP office needs three signatures from Salon Secretary on the form (1st page, 2nd page and the last page for salon fee. Similarly Salon Chairman needs to sign at two place. 1st and 2nd page only. We must know what is the likely Salon fee.

FIP office must receive the hard Copy of Salon Recognition form before it can be processed.

All entrants must possess original RAW/ JPEG files entered. Failure to comply may result in cancellation of entries or worse being Red Listed.

All National and International salon entries must comply with the following file sizes



Maximum horizontal size is 1920 pixels. Maximum vertical size is 1080 pixels in 300 DPI. This has become mandatory from 1st April 2020 in all the FIP recognized Salons. Maximum file size 2 MB.

## PRIVILEGE AND RIGHT

FIP wishes to underline that all the facilities provided by FIP like Workshop participation, Salon recognition to clubs and FIP distinctions and honours are a privilege NOT a Right. FIP office can deny any of the above without assigning any reason whatsoever.

**All Indian FIP Salon jury members must be a direct member (IM/LM) of FIP.**

All new or renewal of FIP membership must be accompanied by copy of a utility bill i.e. Electricity Bill, Telephone Bill, Gas Bill, Vehicle Registration Bill or Voter ID.

Same for the Secretary and President of a Corporate Club.

## TO ALL THE WEBMASTERS

Dear friends, Warm greetings from FIP, Patna. You guys are doing a wonderful job as web masters for the salons being conducted under the patronage of FIP. There are certain new rulings which I thought I must share with you.

1. All Web masters must register with FIP by writing a letter to the undersigned with undertaking that they will cooperate with FIP in case of any dispute.
2. All web masters are duty bound to inform the FIP if they found any irregularity in the Salon judging or conduct.
3. The jury panel undertaking the judging must conform to the approved list as per FIP approval.
4. A written statement from all the jury members is mandatory. **“I have read and understood the FIP rules and guidelines (July 2022) and I have agreed to follow it in the letter and spirit in the Salon judging.”**
4. All Web masters must cooperate for timely dispatch of SDAS and catalogues.
5. All Web masters must be a FIP member.
6. **All FIP Salon jury members must be a direct member (IM/LM) of FIP.**
6. No organiser is allowed to change the webmaster once the Salon has started.  
**Web masters are responsible from opening of the Salon till the SDAS. No Web master can be hired on partial basis.**
7. **For continuity of information a Salon Must have the same Web master for 3 to 5 years.**
8. The judging platform ( soft ware ) must remain the same throughout the judging process
9. All entrants must receive their individual scorecards on their respective emails on the day of results simultaneously with the results being posted on the Salon Web site.
10. During the uploading dates entrants' " Status " must be shown on the Salon Web site.
11. All Print Salons MUST accept prints up to 18 " on longer side. Of course 8 x 12 " print can be accepted but larger prints cannot be refused.
12. A grading system for Indian Salons is in the pipe line depending on punctuality, entrant friendliness and discipline .

From the 1st of April 2020

1. Organizers are free to have their own entry fee structure. No more guide lines from FIP.
2. Salon recognition fee has been restructured. Please check the March issue of VF.
3. Mandatory purchase of Medals have been restructured. Please check the April issue of VF.

**It has been reported that some webmasters are compressing the image while the file dimension remains 1920 x 1080 to enhance the image opening time. This is highly unethical and wrong. A team of experts from FIP is checking on this and suitable action will be taken against the webmasters who are involved in this.**

## DISCIPLINE IN FIP

FIP was constituted way back in 1953 with a view to bring more and more photographers under one umbrella to share their expertise, enjoy each other's company and learn from each other.

It has never been our endeavour to stop any person or a group of persons from getting involved in this art form. However, some discipline is important to maintain order in the society and that is why some people's name appear in the Red List.

We have now formalised the norms which will be followed in future

1. Violations of Salon sectional rules and guide lines like adding or removing elements from Travel or Nature or PJ image or use of clone tool : National Salon - 1 year suspension
2. Same offence in an International Salon – 2 years suspension and matter will be reported to FIAP
3. Partial or total copy of other author's image (Plagiarism) in a National Salon or Articles in Viewfinder with or without image without copyright permission – 2 years suspension
4. Same offence in an International salon – 3 years suspension and FIAP will be informed
5. Maligning FIP or any of its Chair publicly or on Social Media – 5 years suspension for any unsubstantiated charges
6. Healthy criticism is always welcome in a socially acceptable language.
7. Anti FIP-- activity 5 to 10 years suspension or dismissal from FIP.
8. Ethics and Disciplinary committee of FIP takes an educated decision on each individual case which is then ratified by the Working Committee .
9. **All major decision of Working Committee and disciplinary actions are discussed and ratified by the Governing Body of FIP as well during the FIP Convention.**

**FIP is contemplating online registration of all Salons for FIP Patronage. This will also mean that all SDAS must be downloaded on FIP website. All repeat organizers will only get a FIP patronage number if they have complied with SDAS in past.**

- **New born clubs must provide tangible evidence of photographic activities by their members for the first two years to qualify as a Salon organiser in the 3rd year. The following activities will count–**
  - A. Photo outing and workshops with prior intimation to FIP**
  - B. Members' exhibition and competition**
  - C. Members participation in National Salons and POY Contest. Club's participation in the FIP Interclub competition.**

# THE CURRENT RED LIST

## Individuals who are under suspension

1. All Salon organizers to note that Ms Mousumi Dutta is restrained from participating in any FIP Salon or distinction program till her case has been fully investigated by FIP/FIAP
2. **Debashis Ganguly - Red listed for life by FIAP (Plagiarism)**

**FIP disciplinary committee in consultation with Salon Saathi has resolved to ban for life Foto Art Society along with the Salon Chairman- Mr. Abhijit Dey, 18, Kashi Mitra Ghat Street, Kolkata-700013, 9051092507, fotoartsociety2018@gmail.com and Salon Secretary- Ms Priyanka Das, 9831957343, pdas006113@gmail.com**

**In future all three will not be able to organize any FIP approved Salon.**



FEDERATION OF INDIA PHOTOGRAPHY  
PRESENTS



WILDSOUL.CO.IN



REGISTRATION  
GOING ON

**5K/- ONLY**

# GREAT MIGRATION OF MASAI MARA

AMBOSELI | MASAI VILLAGE | LAKE NAIVASHA

2 NIGHT AMBOSELI (3 days safari)  
1 NIGHT NAKURU  
5 NIGHT MASAI MARA (4 FULL DAY SAFARI)  
1 NIGHT NIROBI

9 NIGHTS & 10 DAYS | **AUGUST 8TH-17TH**

**LIMITED SEAT  
TWIN SHARING  
ROOM  
4 PERSONS IN  
A LAND CRUISER**



**HURRY UP !!  
SEATS FILLING FAST**

FOR MORE DETAILS, PLEASE CONTACT


VISIT : WILDSOUL.CO.IN



Dr. B. K. Sinha - 9835021092  
Mr. Santosh Kr. Jana - 9733707550



barunks@hotmail.com



# CAPTURE VIETNAM

EXCLUSIVE PHOTOGRAPHY WPKSHOP 2026



**1,57,000/-**  
Including  
**Visa & Airfare**

**AUGUST 23RD - 31ST**

3 Star accommodation | Ex-Kolkata | 9 Days | 9 Seats Total

For cost & itinerary, contact-



Dr. B. K. Sinha - 9835021092  
Mr. Santosh Jana - 9733707550



barunks@hotmail.com



# EXPLORE MADAGASCAR

Photography excursion

**Oct 2nd-12th, 2026**

14 persons | 10 days | Ex- Antananarivo airport

**HURRY UP!**

**4 SEATS LEFT**

- 2 Visa fees ✓
- Star accommodation ✓
- All Transport ✓
- All meals ✓
- Guide & park fees ✓



**FOR ITINERARY & DETAILS, CONTACT -**



Dr. B. K. Sinha - 9835021092  
Mr. Santosh Jana - 9733707550



[wildsoul.connect@gmail.com](mailto:wildsoul.connect@gmail.com)

# SALONS

## EXPOSED 2026

FIP/2026/087 **Closes 05.06.2026**  
 M,C,N,CP, MP & Theme : Life & Portrait  
 Supriya Ghosh- 9474062200  
 supriyacob@gmail.com; www.onlinepac.org

## 1st AGNIBINA NATIONAL SALON 2026

FIP/2026/100 C,M,N,WIF & Theme: Street **Closes 08.06.2026**  
 Manasi Roy- 9830629930  
 roymanasi@gmail.com; https://photoexplorer.com/

## 19th NBPC NATIONAL PRINT SALON 2026

FIP/2026/085 CP, MP, NP & PJ **Closes 10.06.2026**  
 Debabrata Bhattacharjee- 9434052287  
 dbgrai@gmail.com; https://nbpcraiganj.org/

## IRIS 9th ALL INDIA DIGITAL SALON 2026

FIP/2026/088 **Closes 10.06.2026**  
 M,C & Theme : Woman, Street  
 Moumita Basak- 9163741473  
 irisphotofoundation@gmail.com; www.irisphotofoundation.com

## 9th PICTURESQUE INTERNATIONAL SALON 2026

FIP/2026/086 M,C,N & WIF **Closes 14.06.2026**  
 Arindam Chatterjee- 7044026311  
 picturesquekolkata@gmail.com; https://picturesqueclub.org/

## 2nd ALTAMIRA NATIONAL SALON 2026

FIP/2026/089 **Closes 14.06.2026**  
 C,M,N,WIF & Theme : People (C/M)  
 Joyraj Samanta- 9830124632  
 joy470@gmail.com; https://altamira.onlinejsp.com

## 2nd LPS NATIONAL SALON 2026

FIP/2026/090 **Closes 15.06.2026**  
 M,C,N,PJ,WIF & Theme : Women & Child  
 Subhasis Karmakar- 9830665524  
 subhasisphotography08@gmail.com;  
 https://lpsnational.lightpainterssociety.in/

## JCM CIRCUIT 2026

FIP/2026/048-049-050 M,C,N & WIF **Closes 19.06.2026**  
 JCM Photographic Society, Delhi - 048  
 Lake City Camera Club, Udaipur - 049  
 Explorist Club, Kolkata - 050  
 Kanchan Raikwar- 8447250000  
 jcmcircuits@gmail.com; https://jcmcircuits.com/

## 3rd Global Photography Foundation International Salon 2026

FIP/2026/082 C,M,N & Theme : People **Closes 22.06.2026**  
 Anubhab Sarkar- 9831973821  
 m2anubhab@gmail.com; https://gpfphotos.com

## 2nd FIP MEN'S POWER NATIONAL DIGITAL CIRCUIT, 2026

FIP/2026/68-69-70 M,C,N & WIF **Closes 25.06.2026**  
 Dr B.K. Sinha- +91-9835021092  
 barunks@hotmail.com; http://www.fip.org.in

## 9th FIP GRAND PRINT SALON 2026

FIP/2026/072 MP, CP, NP **Closes 25.06.2026**  
 Dr B.K. Sinha- +91-9835021092  
 barunks@hotmail.com; http://www.fip.org.in

## SAND TO STORIES NATIONAL SALON 2026

FIP/2026/057 **Closes 26.06.2026**  
 M,C,N, WIF, PJ & Theme : People  
 Manashi Chatterjee- 9903552998  
 chatterjeemanashi43@gmail.com; https://sts.pmpclub.in

## 10th FIP NATIONAL DIGITAL CIRCUIT 2026 (WOMEN POWER)

FIP/2026/065-066-067 M,C,N & WIF **Closes 28.06.2026**  
 Kabita Roy- 8902304507  
 kabita121266@gmail.com; http://www.fip.org.in

## INCREDIBLE INTERNATIONAL SALON 2026

FIP/2026/106 M,C,N & WIF **Closes 28.06.2026**  
 Ranjit Mitra- 8910812183  
 mapsalon1@gmail.com; https://mapphoto.co.in/

## 24th PSI INTERNATIONAL SALON 2026

FIP/2026/076 C,M,N & WIF **Closes 29.06.2026**  
 Nitin Pawar- 9819617577  
 nitinpawar1203@gmail.com; https://psi.fotosalons.in

## 1st PPC NATIONAL SALON 2026

FIP/2026/101 C,M,N & WIF **Closes 01.07.2026**  
 Arindam Bera- 9123809082  
 raj\_arin@yahoo.com; ppcclub.co.in

## KALA KAVYA

FIP/2026/107 M,C,N & WIF **Closes 01.07.2026**  
 Sandeep Das- 6295989200  
 sandeepdas7430@gmail.com; kalakavya.drikkon.com

## 8th LENS AND VIEW INTERNATIONAL SALON 2026

FIP/2026/091 M,C,N & WIF **Closes 05.07.2026**  
 Samir Dutta- 9874618471  
 lensandview@gmail.com; https://lensandview.in/

## ENPRINT DIGITAL SALON 2026

FIP/2026/099 M,C,N & WIF **Closes 05.07.2026**  
 Ajay Kapoor- 9836086754  
 ajay\_kapoorsps@yahoo.co.in; https://enprintphoto.com

## PABEL 7th INTERNATIONAL DIGITAL SALON

FIP/2026/045 **Closes 12.07.2026**  
 M,C,N, WIF & Theme : Portrait (C/M)  
 Dipankar Dasgupta- 9038678005  
 dipa0618@gmail.com; https://pabel.fotosalons.in

## 6th JSP INTERNATIONAL SALON 2026

FIP/2026/061 **Closes 12.07.2026**  
 C,M,N & Theme : People (C/M)  
 Joyraj Samanta- 9830124632  
 joy470@gmail.com; https://onlinejsp.com

## 1st PIXELITE INTERNATIONAL SALON 2026

FIP/2026/095 M,C,N & WIF **Closes 02.08.2026**  
 Sudip Roychoudhury- 9831062050  
 ofcoursesudip@gmail.com; https://pixelitesalon.com/

## 1st LENScape INTERNATIONAL SALON 2026

FIP/2026/102 C,M,N & WIF **Closes 10.08.2026**  
 Pinku Dey- 9836937116  
 lensreflex2018@gmail.com; https://lsc.fotoexhibitionpi.com

## DEWAS SALON 2026

FIP/2026/083 M,C,WIF & Theme : People **Closes 20.08.2026**  
 Sarabjit Kaur- 9818443535  
 dewaskalakumbh@gmail.com; https://kalakumbhdewas.com

## 68th DUM DUM SALON 2026

FIP/2026/084 MP & CP **Closes 31.08.2026**  
 Prof Biswatosh Sengupta- 9830874135  
 biswatoshs@gmail.com; www.padonline.org.in

## 2ND BLUE EARTH CIRCUIT 2026

FIP/2026/079-080-081 M,C,N & WIF **Closes 10.09.2026**  
 PMP SALON CLUB - 079; FOCUS GERAARDSBERGEN - 080  
 PHOTO CLUB WEST - 081  
 Manashi Chatterjee- 9903552998  
 chatterjeemanashi43@gmail.com; https://blueearthcircuit.co.in/

## GLOBAL LENS SALON 2026

FIP/2026/075 M,C,P & WIF **Closes 11.09.2026**  
 Amit Vyas- 9784500270  
 jodhpurorad fame@gmail.com; www.orad fame.com

## FOTOFLASH SALON 2026

FIP/2026/077 M,C,WIF & Theme: People **Closes 22.09.2026**  
 Kanchan Raikwar- 8447250000  
 jcmcircuits@gmail.com; https://jcmcircuits.com/

## 8th Indian Viewfinder International Digital Salon 2026

FIP/2026/071 C,M,N & WIF **Closes 27.09.2026**  
 Dr. B.K. Sinha- 9835021092  
 barunks@hotmail.com;  
 federationofindianphotography@gmail.com; http://www.fip.org.in

# 8th Indian Viewfinder International Digital Salon 2026

Organised by :

FEDERATION OF INDIAN PHOTOGRAPHY

Login

[www.fip.org.in](http://www.fip.org.in)



AF



FIP/2026/071

**SECTION: COLOUR, MONOCHROME, NATURE & WORLD IN FOCUS**

**Closing : 27th September 2026**

**Result : 13th October 2026**

**THERE IS 5\$ ENTRY FEE FOR OVERSEAS AND INR 150 FOR INDIAN ENTRANTS**

## BANK DETAILS :

*Pay by online transfer to :*

Federation of Indian Photography  
INDIAN BANK

Beadon Street Branch, Kolkata-6


ACCOUNT No. : 50176190112

IFSC CODE : IDIB000K742

## PANEL OF JURY



ABHIJIT DEO



AMAR NATH DUTTA



JOYDEEP DEB



**Dr. B.K. Sinha**  
Salon Chairperson



RAJ KUMAR SOM



S N JANA



SUMAN SAHA

**94 AWARDS +30% OVERALL ACCEPTANCE**

**NO GROUP AWARD**

4 FIAP Gold | 8FIAPRibbon |

12 FIP Gold | 28 FIP Ribbon | 20 CM (PDF) | 1 Chairman's Gold in each section

3 Jury choice award in each section | FIAP Blue PIN for Best Overall Entrant

**FIP Trophy for Best Overall Indian Entrant**

**Best Overall Indian Female Entrant Award (Maitreyee Banerjee Memorial cash award Rs. 2500.00)**

**FIP Medals for 3 Best Club Awards**

# 9th FIP Grand National Print Salon 2026



Organised by :  
**FEDERATION OF INDIAN PHOTOGRAPHY**  
Login : [www.fip.org.in](http://www.fip.org.in)

## SECTIONS :

**PRINT : COLOR LARGE, MONOCHROME LARGE, NATURE LARGE**

**Closing : 25th June 2026**

**Judging : 3rd July 2026 | Result : 12th July 2026**

**ENTRY FEES : ALL SECTIONS 500 INR**

## PANEL OF JURY



**SAMIR SARKAR**



**DEBDAS BHUNIA**



**DIPANKAR DASGUPTA**



**SHARMALI DAS**



**PARTHA SARATHI SARKAR**



**SONA BENIWAL**  
Chairperson



## BANK DETAILS :

Beneficiary Name: Federation of Indian Photography • Bank: Indian Bank • Branch: Salt Lake GD Market Branch

Account Type: Savings • Account No: 50381789520 • IFS Code: IDIB0005549

Branch Address: GD 377 and 378, Salt Lake Sector III Kolkata, West Bengal - 700106

Note: We do not accept cheque.

# 2nd FIP MEN'S POWER NATIONAL DIGITAL CIRCUIT, 2026

Login : [www.fip.org.in](http://www.fip.org.in)



Dr. B.K. Sinha  
Salon Chairman

Sections : Colour, Monochrome, Nature, World in Focus  
Theme : Men in Action (Mono/Colour-Traditional)

Closing : 25th June 2026

Judging : 5th July 2026 | Result : 10th July 2026

ENTRY FEES : ALL SECTIONS 300 INR

## PANEL OF JURY



Malay Chatterjee



Subhasis Saha



Sanat Das



Anindya Majumder



Sujit Sarkar



Dr. Subhamoy Karmakar



Amarnath Chanda



Dr Samir Kumar Samanta



Abir Das



Aniruddha Das



Sankar Mondal



Avishek Das



### BANK DETAILS :

Beneficiary Name: Federation of Indian Photography • Bank: Indian Bank • Branch: Salt Lake GD Market Branch

Account Type: Savings • Account No: 50381789520 • IFS Code: IDIB0005549

Branch Address: GD 377 and 378, Salt Lake Sector III Kolkata, West Bengal - 700106


Note: We do not accept cheque.



# WOMEN POWER

UNLEASHING THE WOMEN POWER IN INDIAN PHOTOGRAPHY

Login : [www.fip.org.in](http://www.fip.org.in) | Closing : 28th June 2026



FIP/2026/065-066-067

## 10th FIP NATIONAL DIGITAL CIRCUIT 2026



Sections : Colour, Monochrome, Nature, World in Focus  
Theme : Women (Mono/Colour-Traditional)

**JUDGING :**  
4th July 2026  
**RESULT :**  
9th July 2026



KABITA ROY  
Circuit Chairperson



### PROVISIONAL PANEL OF JURY



Debjani De



Dr Aishwarya Mukherjee



Dr Arunima Ghosh



Gargi De



Lipy Das



Lopamudra Banerjee Mukherjee



Manasi Deb Sarkar



Subhra Basu



Trina Sanyal

### ENTRY FEES : ALL SECTIONS 500 INR

#### BANK DETAILS :

Beneficiary Name: Federation of Indian Photography • Bank: Indian Bank • Branch: Salt Lake GD Market Branch

Account Type: Savings • Account No: 50381789520 • IFS Code: IDIB0005549

Branch Address: GD 377 and 378, Salt Lake Sector III Kolkata, West Bengal - 700106

Note: We do not accept cheque.

